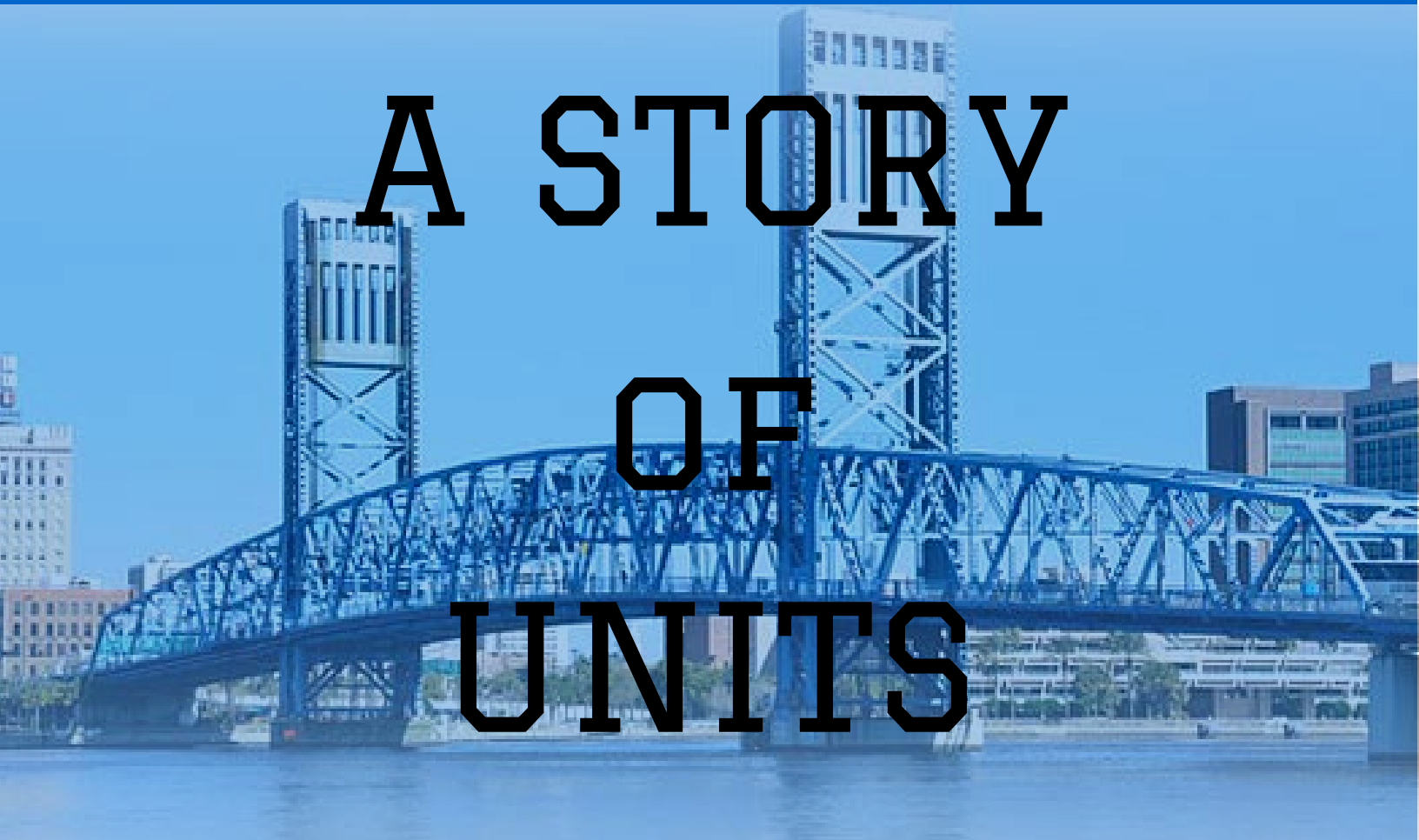


DUVAL MATH



A STORY  
OF  
UNITS

KINDERGARTEN  
MODULE 4



DUVAL COUNTY  
PUBLIC SCHOOLS

STUDENT WORKBOOK







Name \_\_\_\_\_

Date \_\_\_\_\_

Draw the light butterflies in the number bond. Then, draw the dark butterflies. Show what happens when you put the butterflies together.





Name \_\_\_\_\_

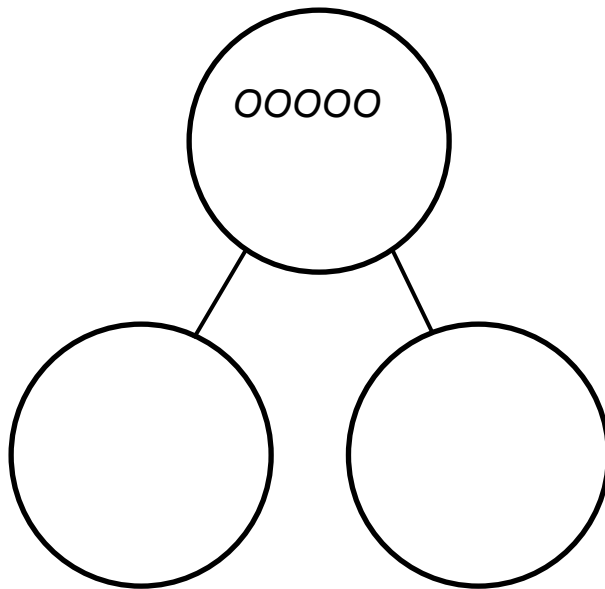
Date \_\_\_\_\_



How many  ?

How many  ?

Draw to show how to take apart the group of cats to show 2 groups, the ones sleeping and the ones awake.

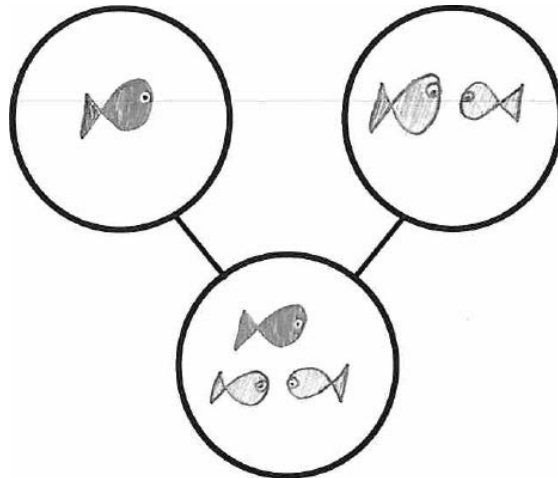





Name \_\_\_\_\_


Date \_\_\_\_\_

Draw the blue fish in the first circle on top. Draw the orange fish in the next circle on top. Draw all the fish in the bottom circle.

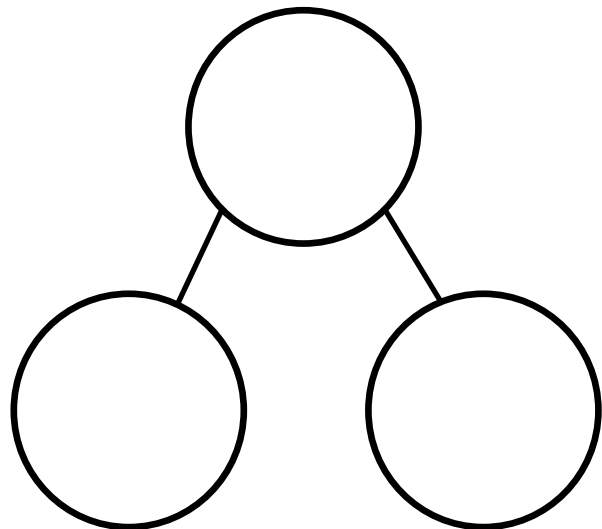


1 and 2 make 3



Draw a square for each fish in the top circle. Draw a square for each goldfish in the bottom circle. In the last circle on the bottom, draw a square for each spiny fish.



and  make









large 5-frame cards









large 5-frame cards
















large 5-frame cards





DUVAL COUNTY  
PUBLIC SCHOOLS










Cut along lines to create cards. Print on cardstock or laminate for repeated use.

matching game cards



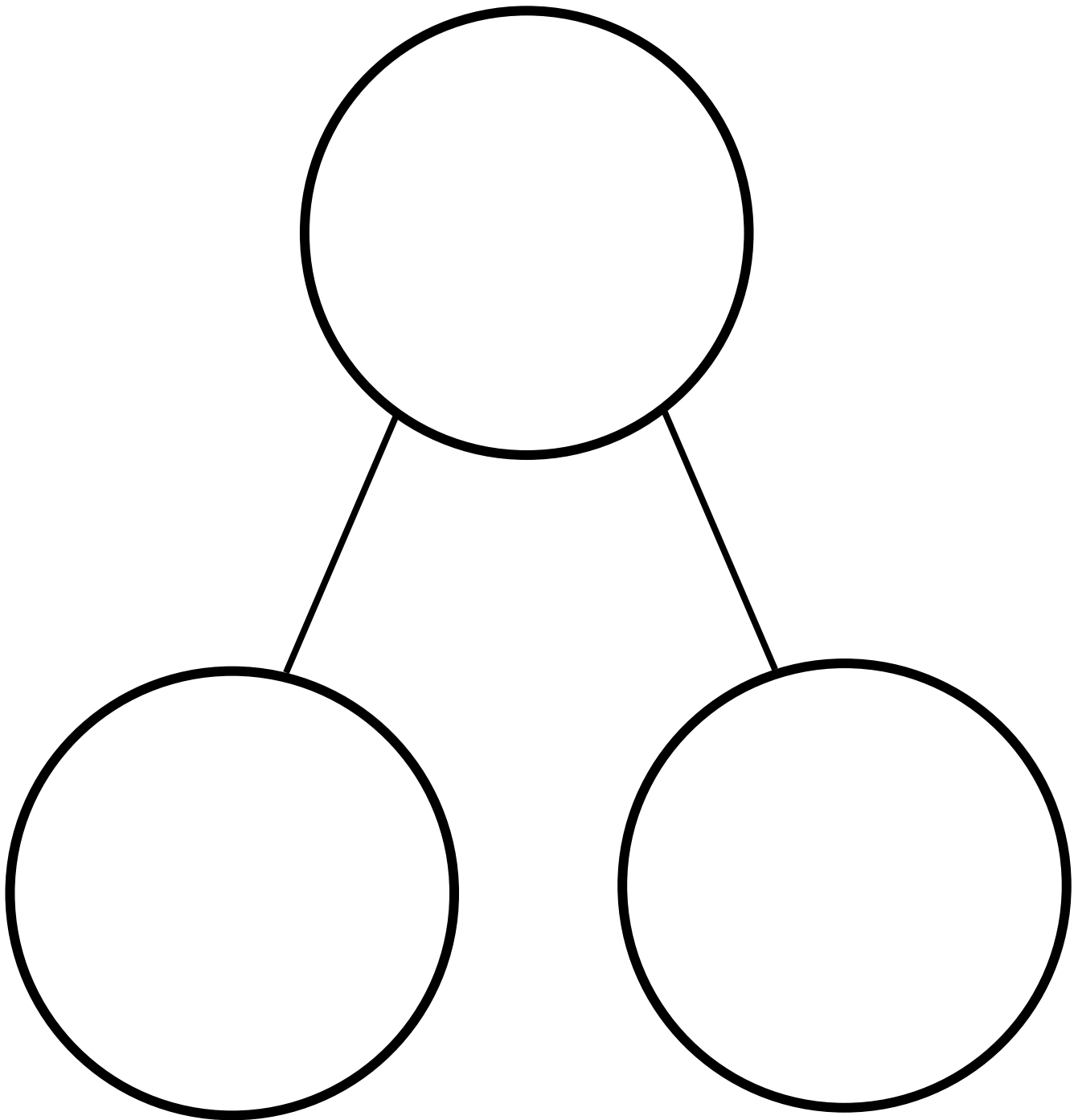


		
		
		
<b>3</b>	<b>4</b>	<b>5</b>

matching game cards







---


number bond



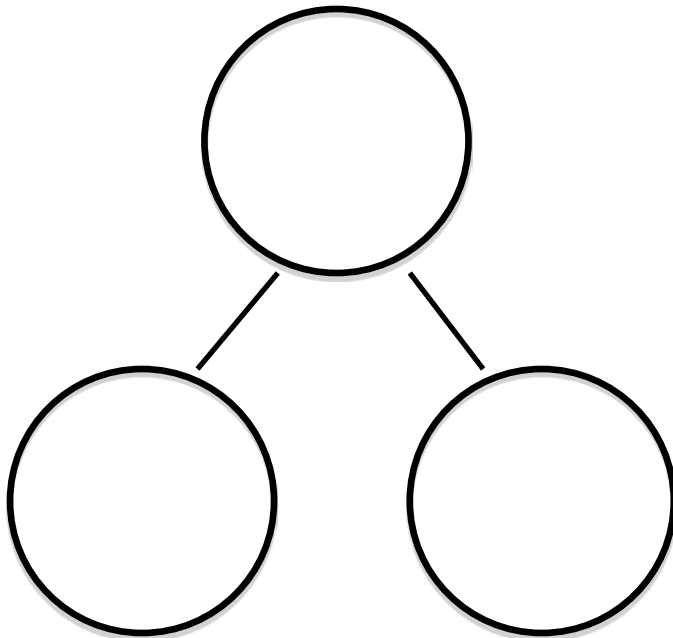


Name \_\_\_\_\_

Date \_\_\_\_\_



The squares below represent a cube stick. Color the squares to match the rabbits. 4 squares gray. 1 square black. Draw the squares in the number bond.



Show the parts of the number bond on your fingers. Color the fingers you used.

rabbits and  rabbit make  rabbits.

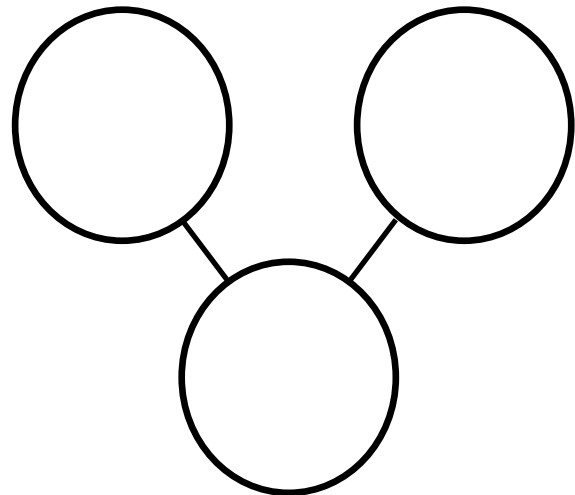
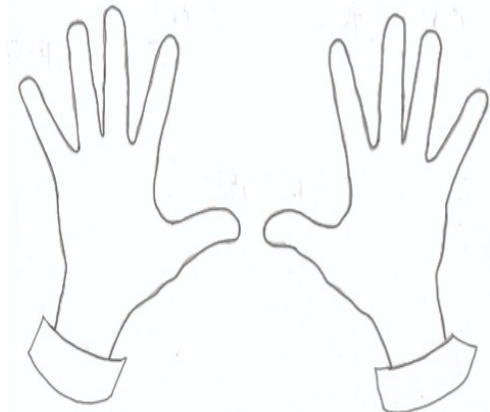
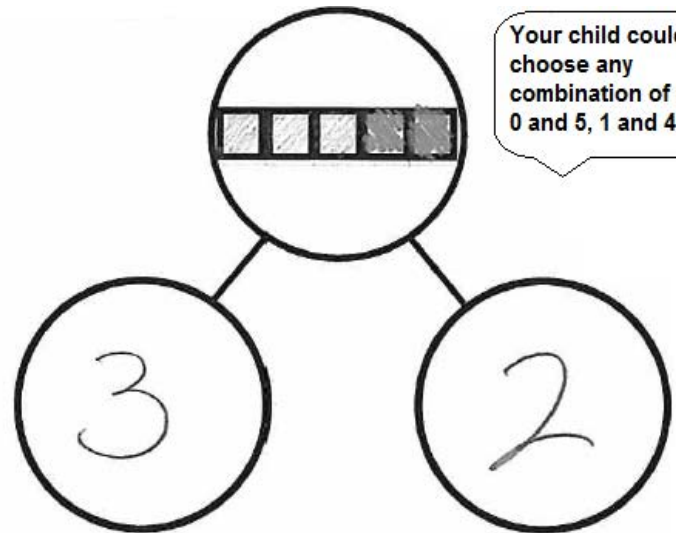
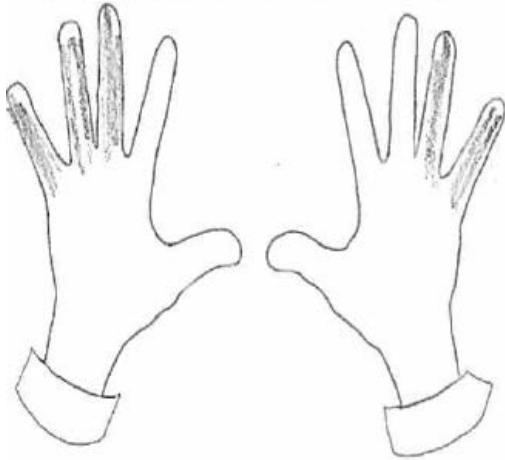




Name \_\_\_\_\_

Date \_\_\_\_\_

The squares below represent a cube stick. Color some squares blue and the rest of the squares red. Draw the squares you colored in the number bond. Show the hidden partners on your fingers to an adult. Color the fingers you showed.





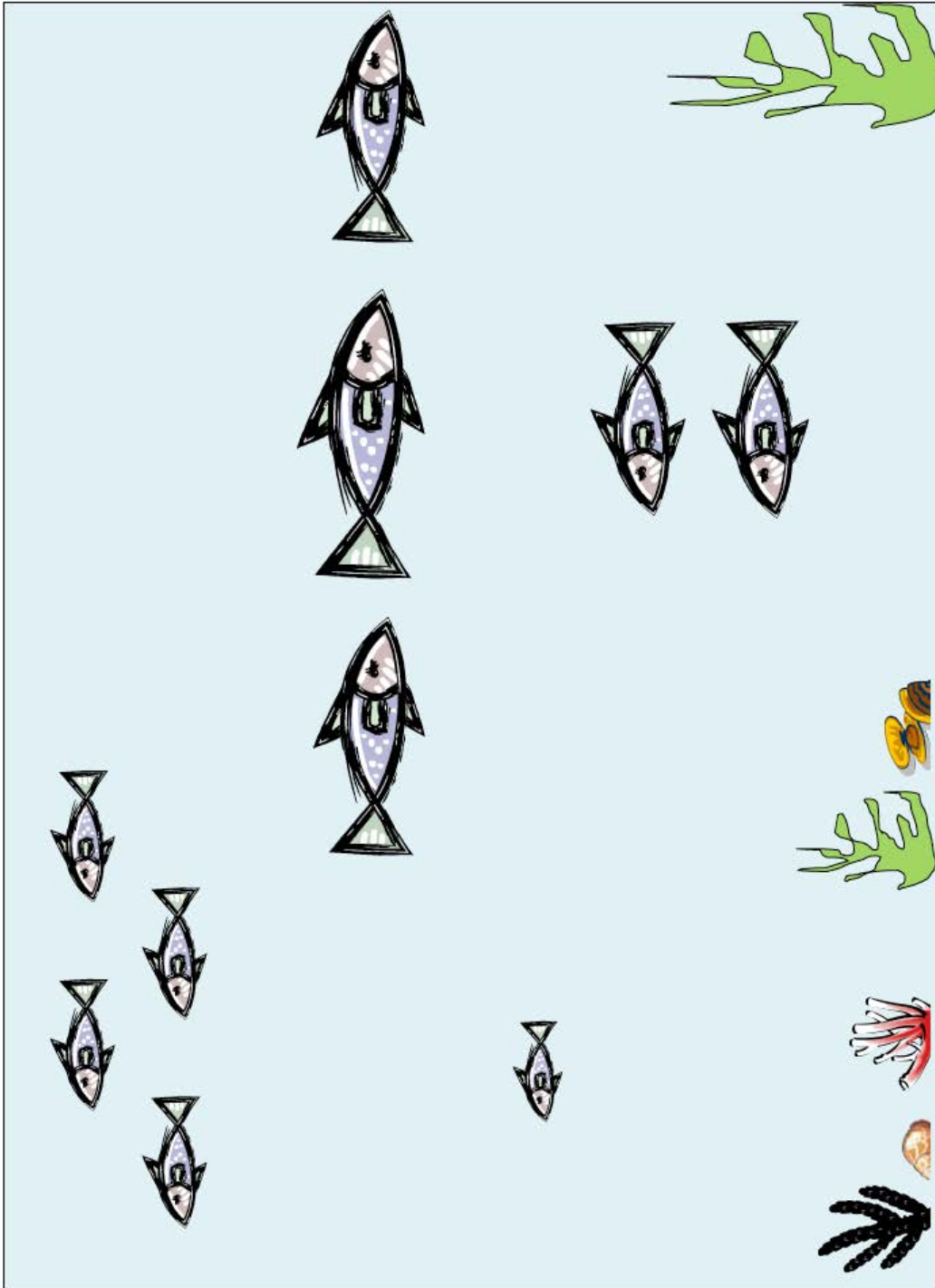


DUVAL COUNTY  
PUBLIC SCHOOLS


make a bond of 3







hidden numbers mat





Name \_\_\_\_\_

Date \_\_\_\_\_

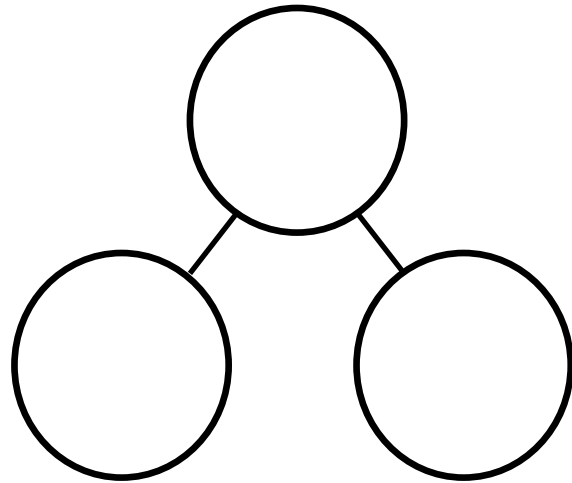

Draw and write the numbers to complete the number bonds.

A number bond diagram with a large circle on the left containing five smiley faces (three red, two white) and two empty circles on the right. Above the diagram are five loose smiley faces (three red, two white). To the right is another number bond diagram with a circle containing the number 5 and two empty circles.

A number bond diagram with three empty circles. Above it are three geometric shapes: a red triangle and two blue squares. To the right is another number bond diagram with three empty circles.



Write numbers to complete the number bond. Put the dogs in one part and the balls in the other part.



Look at the picture. Tell a story about the birds going home to your neighbor. Draw a number bond and write numbers that match your story.

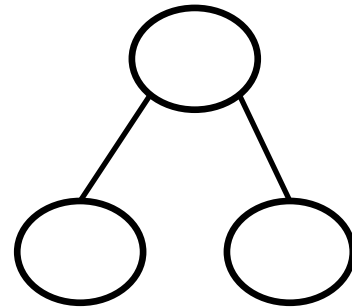
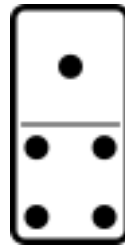
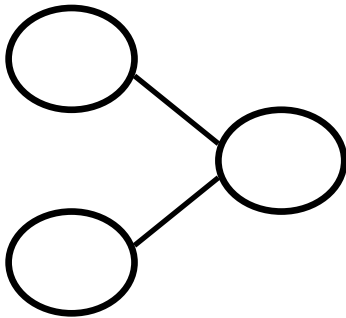
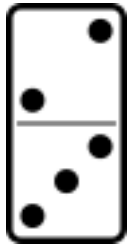
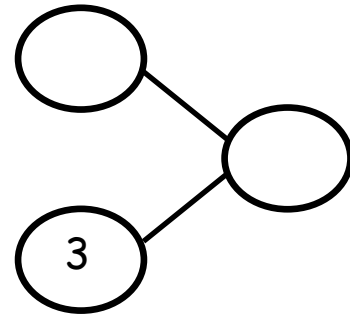

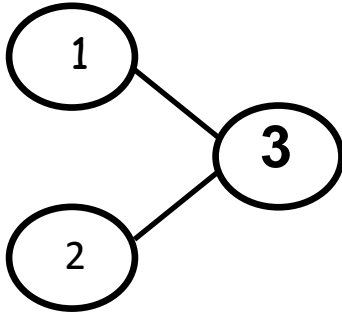
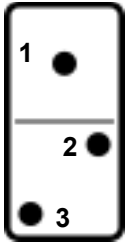




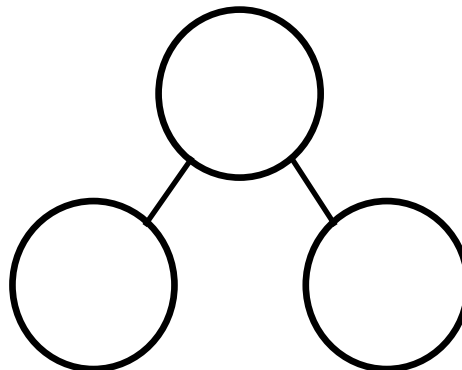

Name \_\_\_\_\_

Date \_\_\_\_\_

Fill in the number bond to match the domino.



Fill in the domino with dots, and fill in the number bond to match.



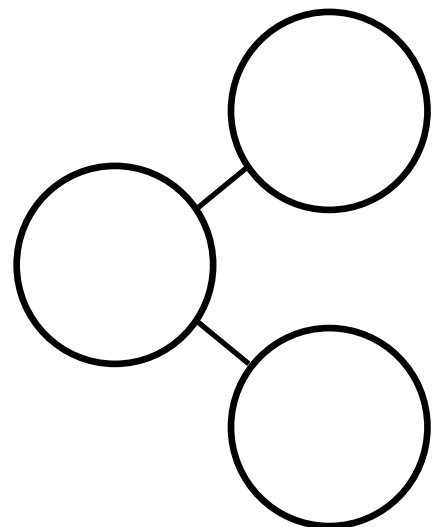

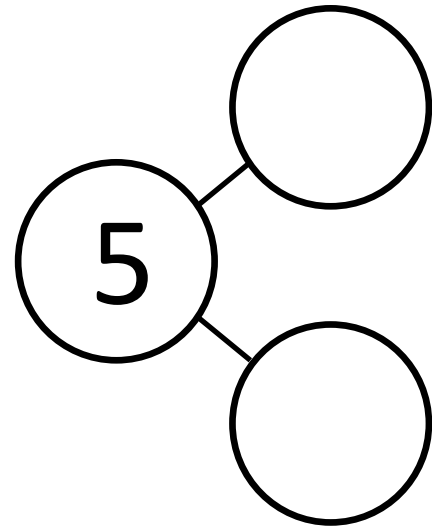
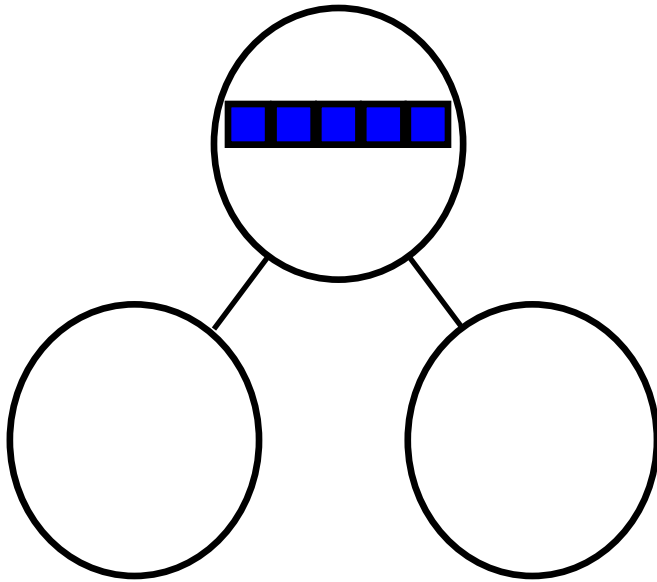





Name \_\_\_\_\_

Date \_\_\_\_\_

Draw and write the numbers to complete the number bonds.





Look at the picture. Tell your neighbor a story about the dogs standing and sitting. Draw a number bond and write numbers that match your story.







Name \_\_\_\_\_

Date \_\_\_\_\_

Finish the number bonds. Finish the sentence.



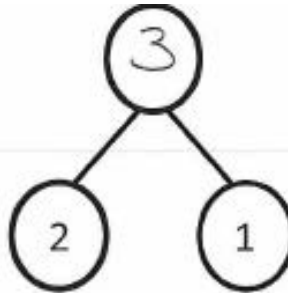
3

is

2

and

1



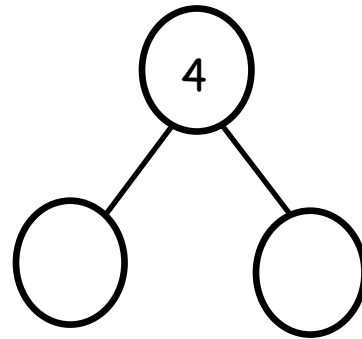


It is important for children to hear both, "\_\_\_ and \_\_\_ is (sum)," and "(sum) is \_\_\_ and \_\_\_."



is

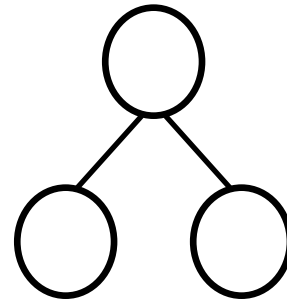
and



Tell an adult a story about the animals, and then make a number sentence and number bond about it.

is

and







Draw lines to make a bond of 4.


\_\_\_\_\_ make a bond of 4


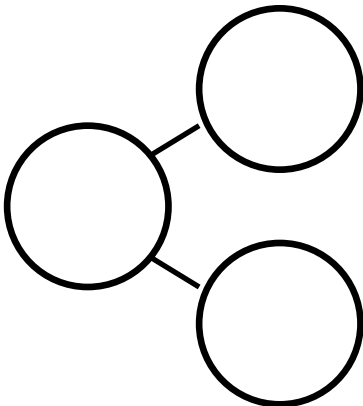
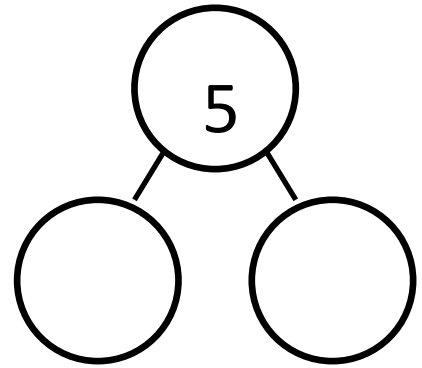

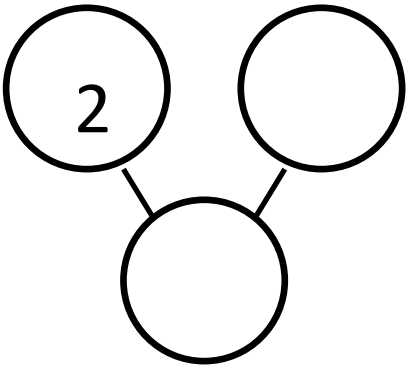




Name \_\_\_\_\_

Date \_\_\_\_\_

Write numbers to fill in the number bonds.



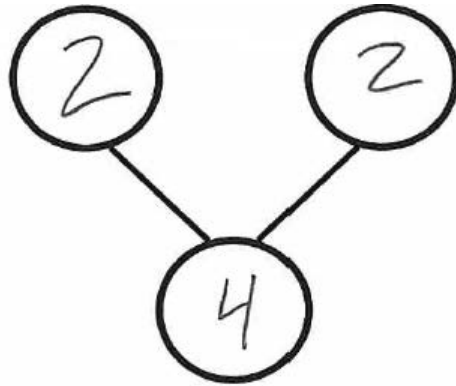




Name \_\_\_\_\_

Date \_\_\_\_\_

There are 2 pandas in a tree. 2 more are walking on the ground. How many pandas are there? Fill in the number bond and the sentence.



2

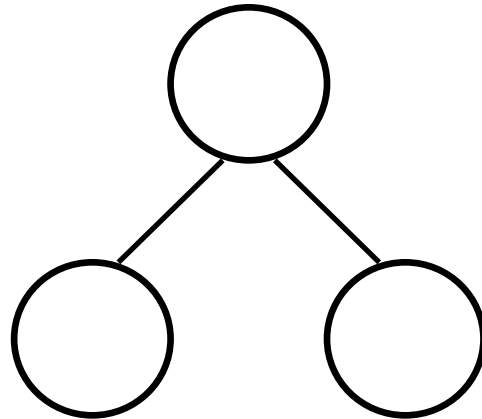
and

2

make

4

Tell a story about the penguins. Fill in the number bond and the sentence to match your story.



and




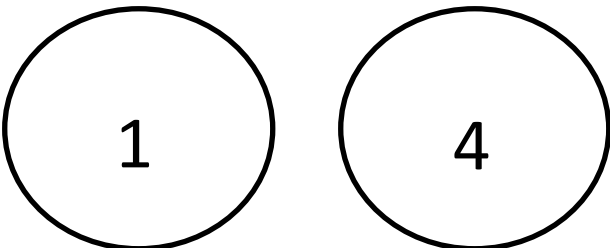




make







Draw lines to make a bond of 5.

\_\_\_\_\_

make a bond of 5

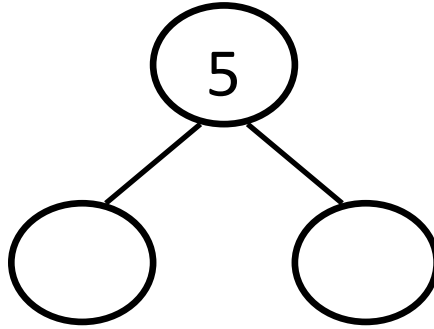




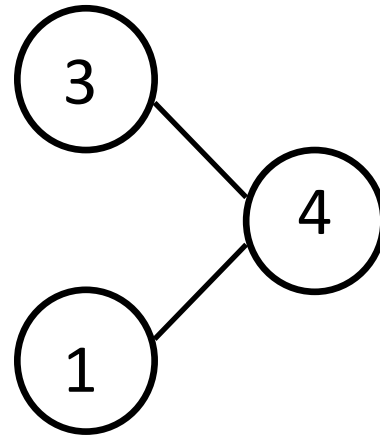
Name \_\_\_\_\_

Date \_\_\_\_\_

Fill in the number bond. Tell a story about the birds to your friend.



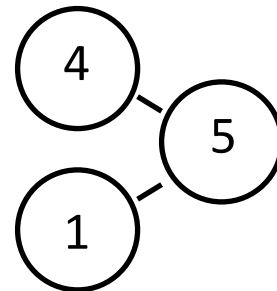
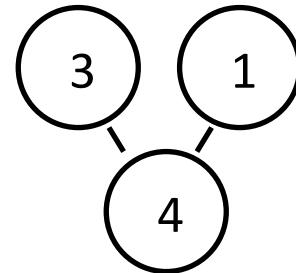

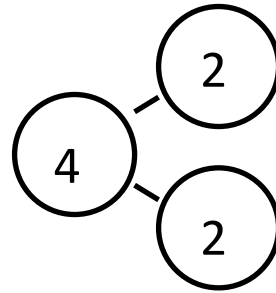

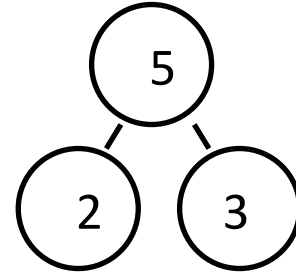

Tell a story that matches the number bond. Draw pictures that match your story.



Tell a story. Draw pictures and a number bond that match your story.



The squares below represent cube sticks. Draw a line to match the number bond to the cube stick.



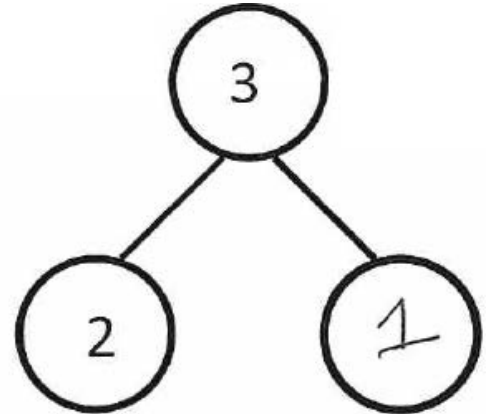


Name \_\_\_\_\_

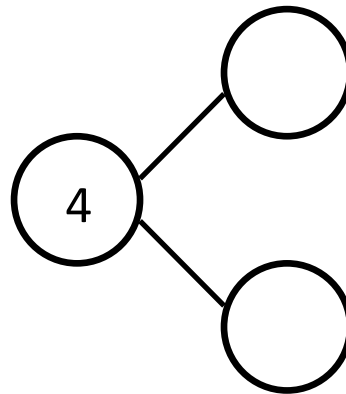
Date \_\_\_\_\_

Tell a story. Complete the number bonds. Draw pictures that match your story and number bonds.

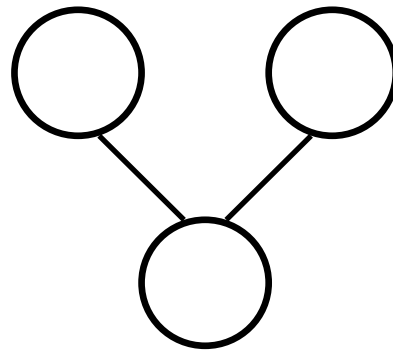
Draw some balls for your story.



Draw some crayons for your story.



Draw some shapes for your story.



On another piece of paper, draw a picture and make a number bond.



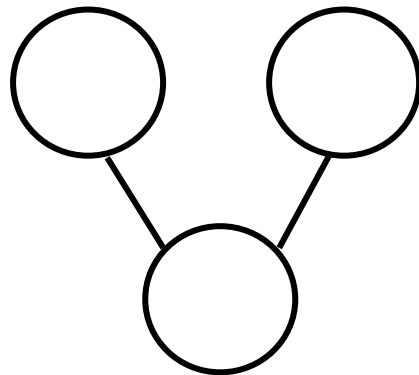
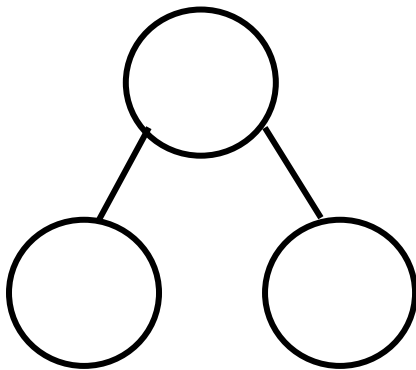


Name \_\_\_\_\_

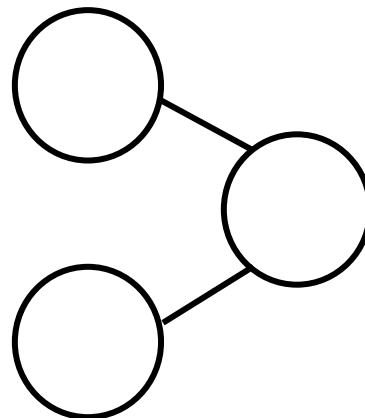
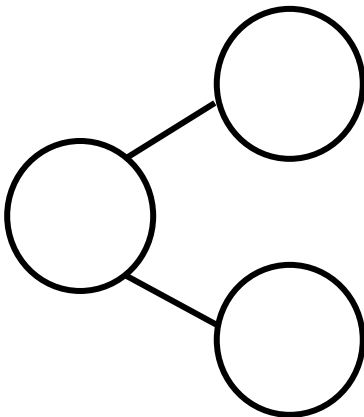
Date \_\_\_\_\_



Look at the birds. Make 2 different number bonds. Tell a friend about the numbers you put in one of the bonds.



Color some squares green and the rest yellow. Write numbers in the bonds to match the colors of your squares.





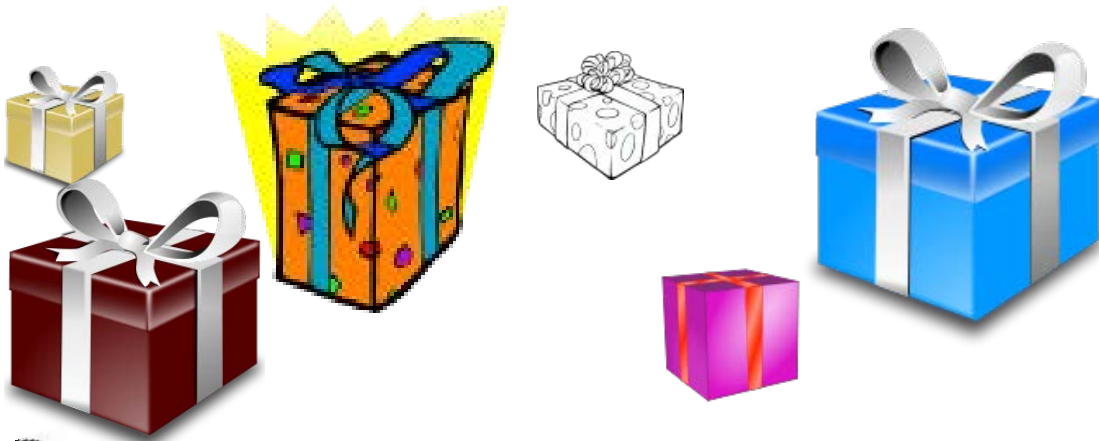




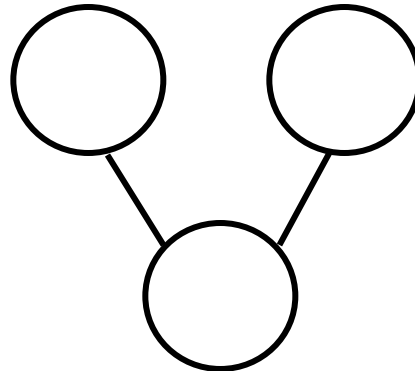

Name \_\_\_\_\_

Date \_\_\_\_\_

Look at the presents. Make 2 different number bonds. Tell an adult about the numbers you put in the number bonds.




What are two different ways to decompose 6 into two parts?



On another piece of paper, draw 6 presents and sort them into 2 groups. Make a number bond and fill it in according to your sort.














dot path











		
		
		
6	7	8

matching game cards





	
	
	
<p>9</p>	<p>10</p>

matching game cards







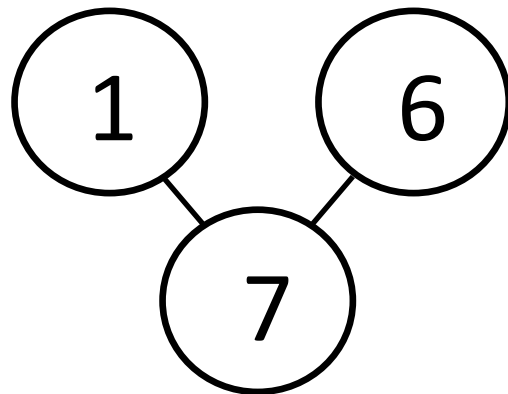
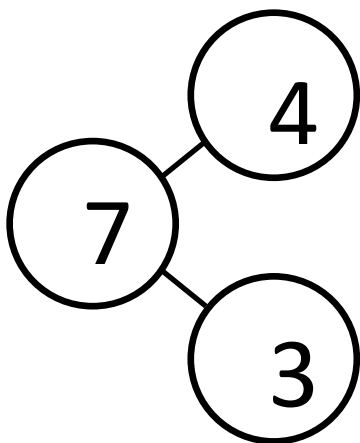
Name \_\_\_\_\_

Date \_\_\_\_\_

Tell a story about the shapes. Complete the number bond.

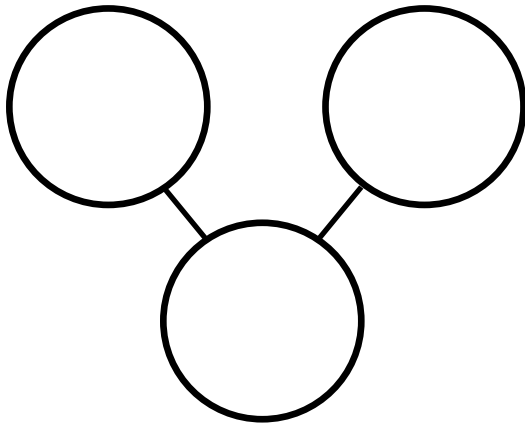
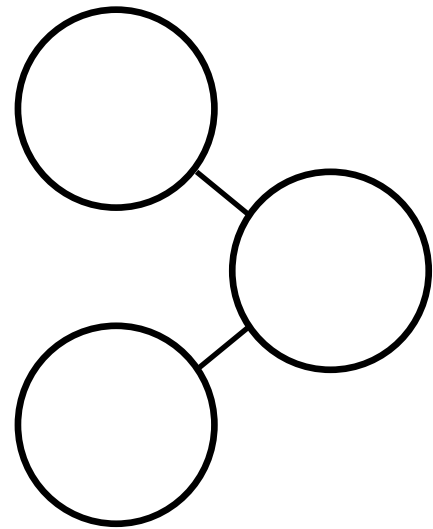

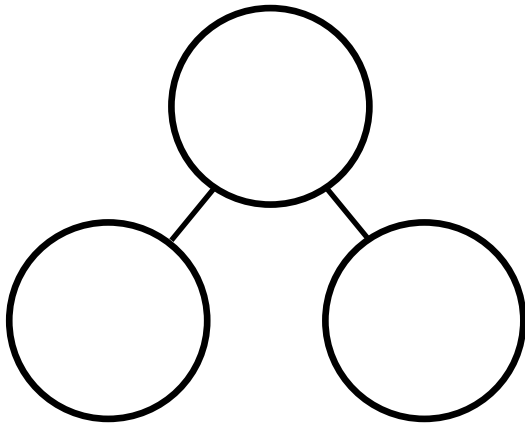
triangles       squares make  shapes

The squares below represent cube sticks. Color the cube stick to match the number bond.





In each stick, color some cubes orange and the rest purple. Fill out the number bond to match. Tell a story about one of your number bonds to a friend.



Draw a 7-stick and use 2 colors to make 7. Make a number bond and fill it in.

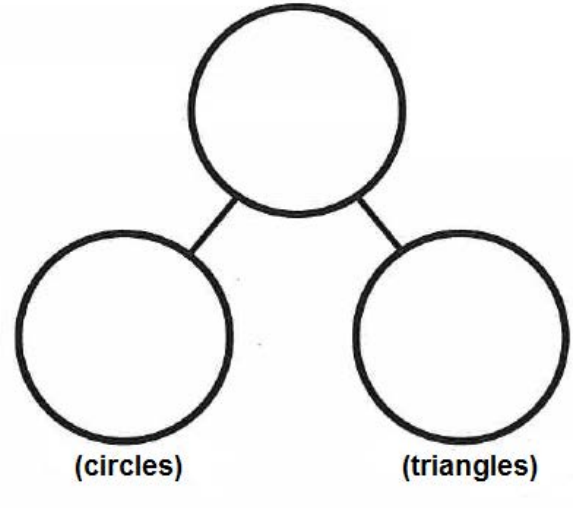



Name \_\_\_\_\_

Date \_\_\_\_\_

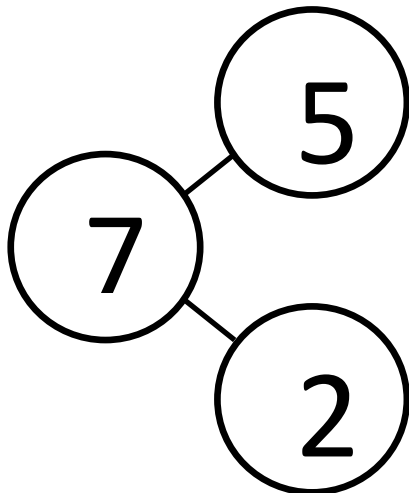
Draw a set of 4 circles and 3 triangles. How many shapes do you have?  
(total)

Fill in the number sentence and number bond.

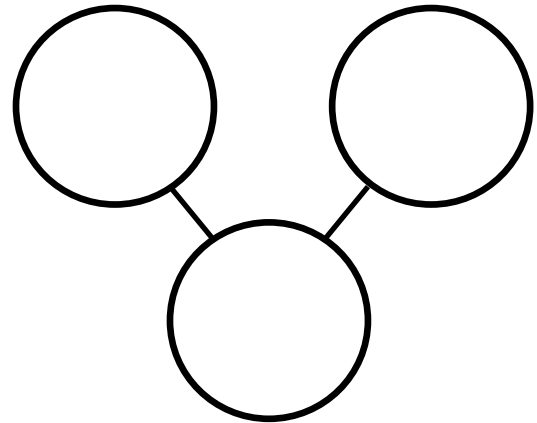


(total)                      (circles)                      (triangles)  
 is  and

The squares represent cube sticks. Color the cubes to match the number bond.



Color some cubes red and the rest blue. Fill out the number bond to match.



On another piece of paper, draw a set of 7 squares and circles. Make a number bond and fill it in. Now, write number sentence like the sentence above that tells about your set.

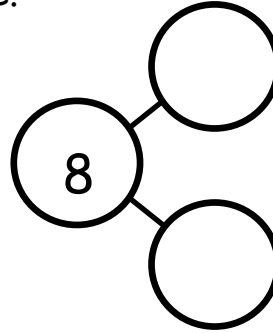
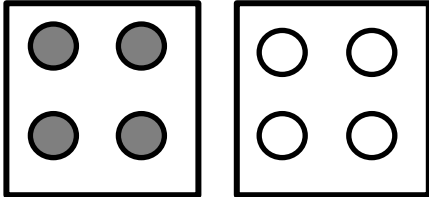




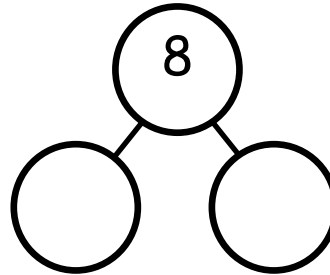

Name \_\_\_\_\_

Date \_\_\_\_\_

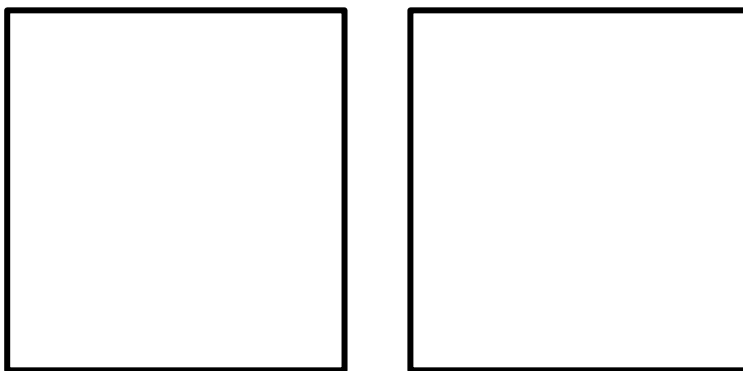
Fill in the number bond to match the picture.



Draw some more dots to make 8 dots in all, and finish the number bond.

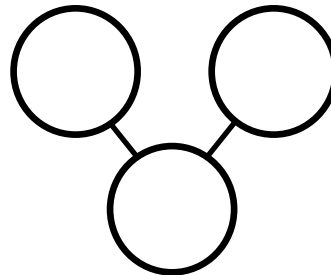


Draw 8 dots, some blue and the rest red. Fill in the number bond.



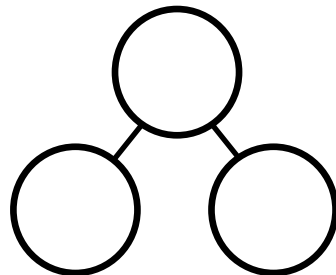
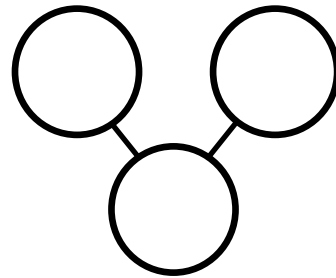
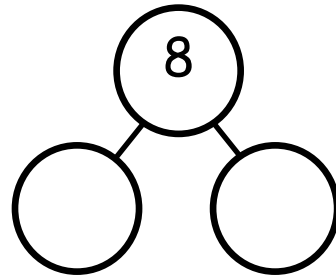

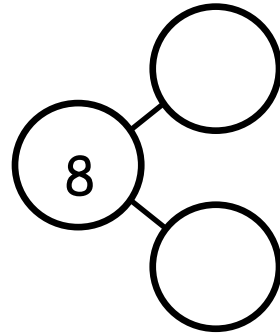
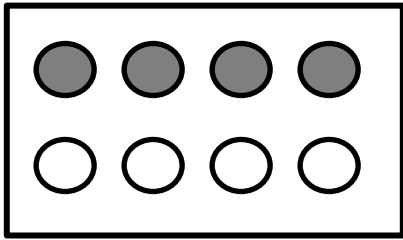
Blue Dots

Red Dots





Draw a line to make 2 groups of dots. Fill in the number bond.

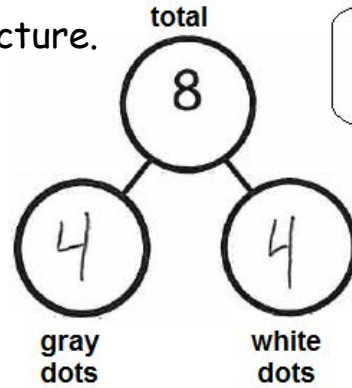

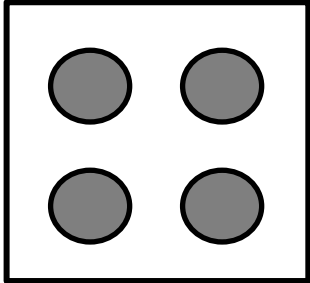




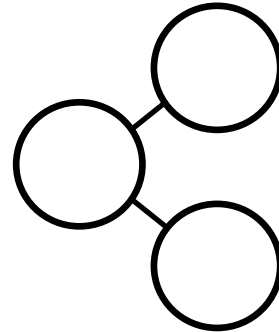
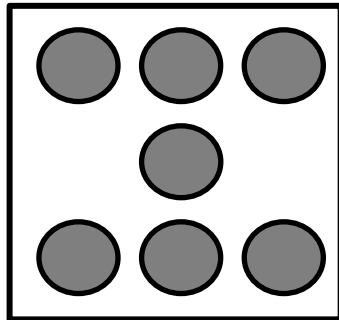
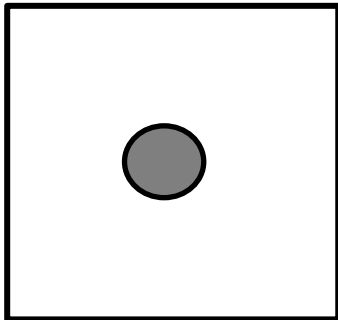
Name \_\_\_\_\_

Date \_\_\_\_\_


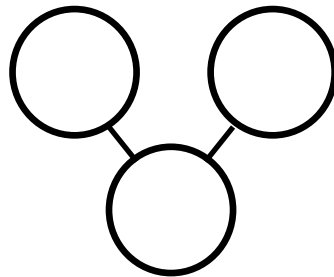
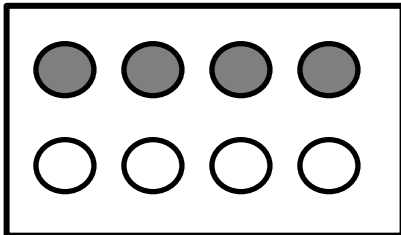
Complete the number bond to match the dot picture.



Say, "4 and 4 make 8!"  
Or, "8 is 4 and 4!"



Draw a line to make 2 groups of dots. Fill in the number bond.



On another piece of paper:

- Draw a number bond for 4. Fill in the number bond.
- Draw a number bond for 5. Fill in the number bond.
- Draw a number bond for 6. Fill in the number bond.
- Draw a number bond for 7. Fill in the number bond.



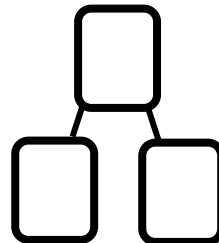
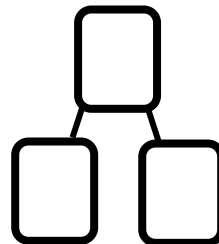
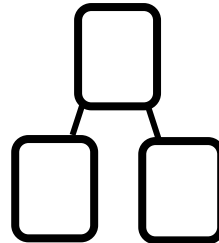
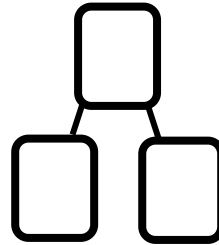
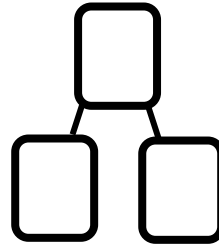
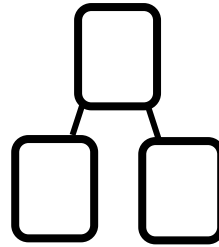








Name \_\_\_\_\_

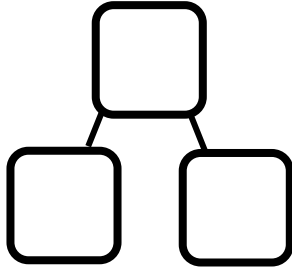

Date \_\_\_\_\_

Fill in the number bond to match.





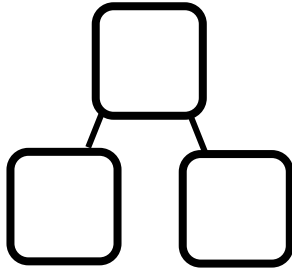

Color some of the faces orange and the rest blue. Fill in the number bond.



6 is



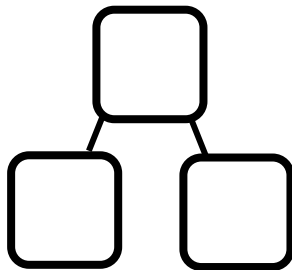

Color some of the faces orange and the rest blue. Fill in the number bond.



is



Color some of the faces orange and the rest blue. Fill in the number bond.



is

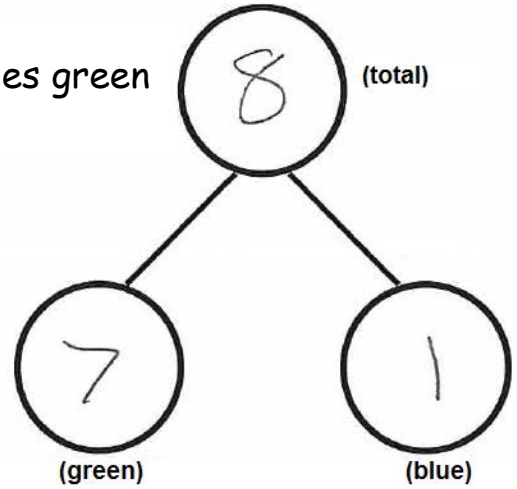




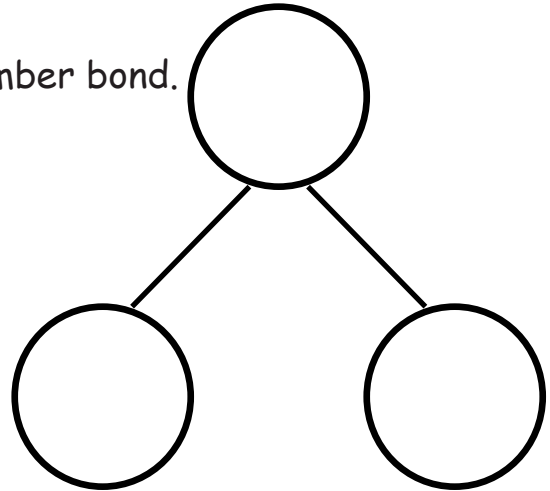

Name \_\_\_\_\_

Date \_\_\_\_\_

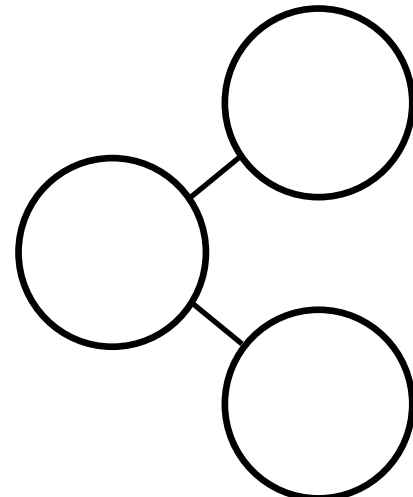

These squares below represent cubes. Color 7 cubes green and 1 blue. Fill in the number bond.



Color 6 cubes green and 2 blue. Fill in the number bond.



Color some cubes green and the rest blue. Fill in the number bond.

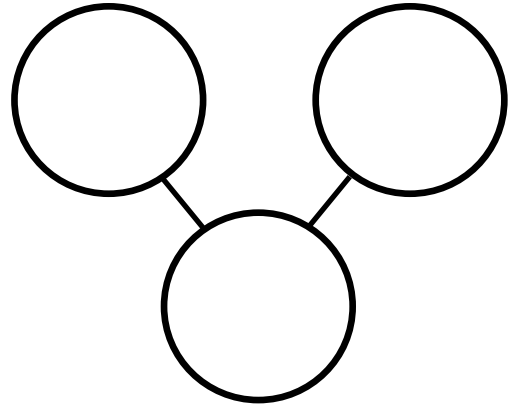




Color 4 cubes green and 4 blue. Fill in the number bond.



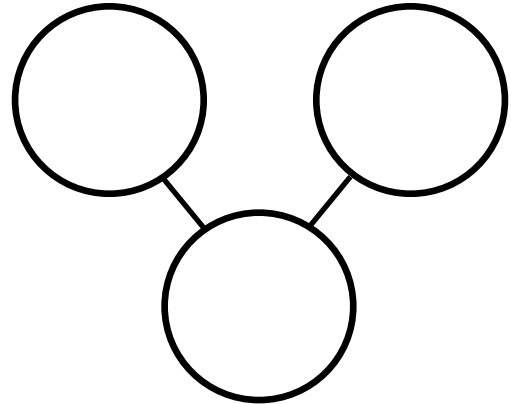
is  and



Color 3 cubes green and 5 blue. Fill in the number bond.



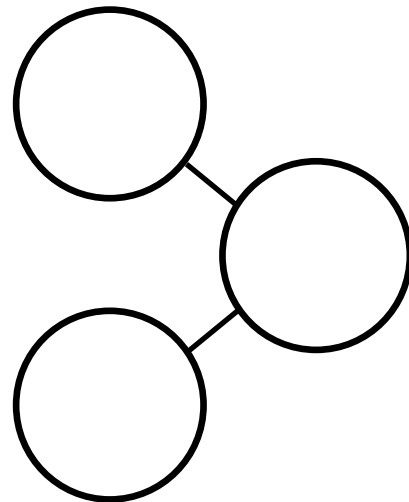
is  and



Color some cubes green and the rest blue. Fill in the number bond.



is  and

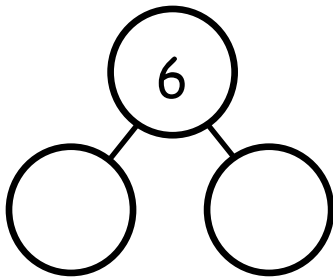
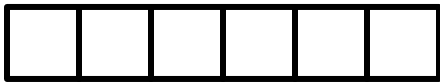




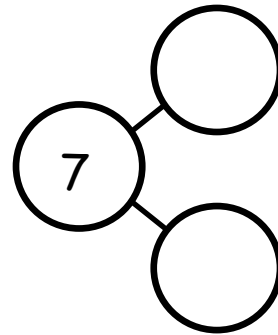
Name \_\_\_\_\_

Date \_\_\_\_\_

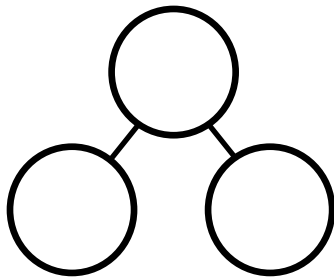
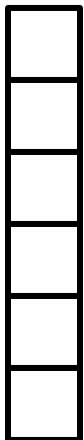
These squares represent cubes. Draw a line to break the stick into 2 parts. Complete the number bond and number sentence.



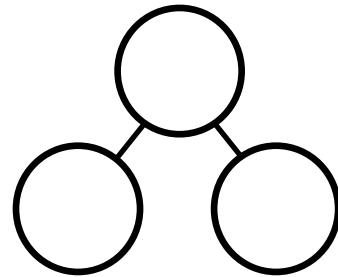
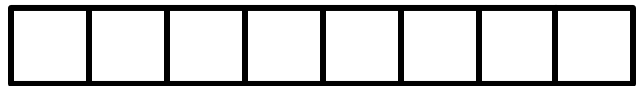
6 is  and



is  and



is  and



is  and

On the back of your paper, draw a cube stick with some red cubes and some blue cubes. Draw a number bond to match.

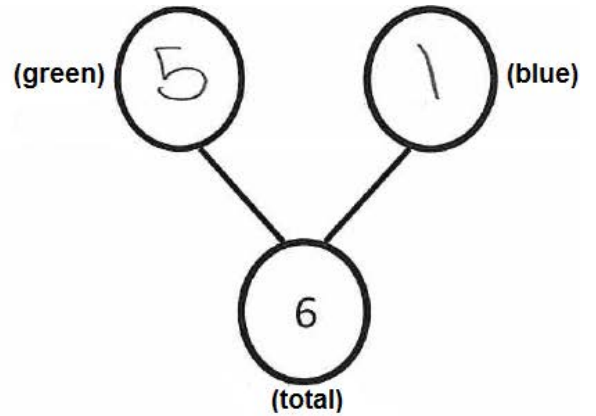





Name \_\_\_\_\_

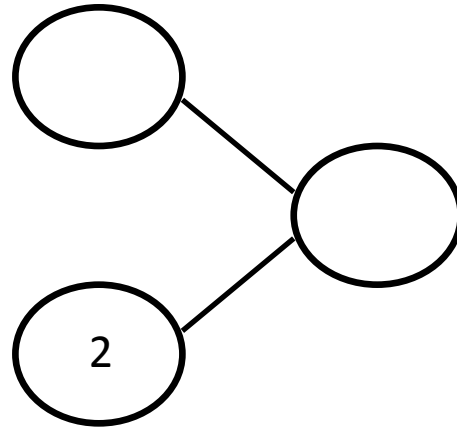
Date \_\_\_\_\_

These squares represent cubes. Color 5 cubes green and 1 blue. Fill in the number bond.



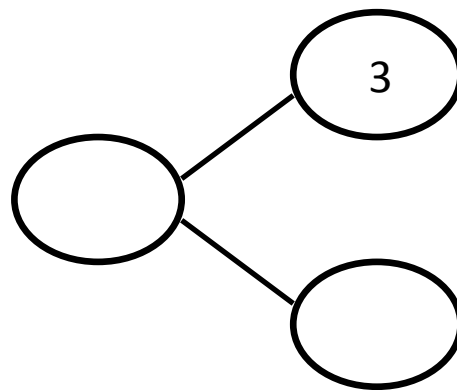
(total)  is (green)  and (blue)

Color 5 cubes green and 2 blue. Fill in the number bond.



is  and

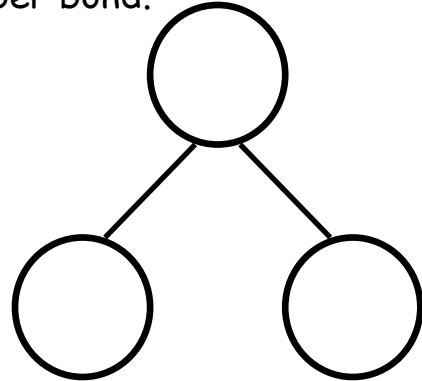
Color 4 cubes green and 3 blue. Fill in the number bond.



is  and

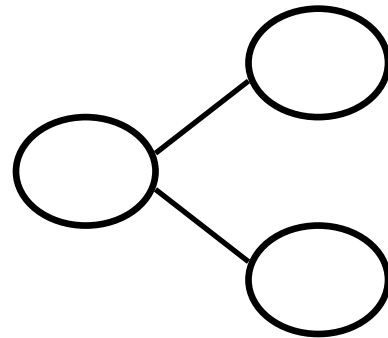


Color 4 cubes green and 4 blue. Fill in the number bond.



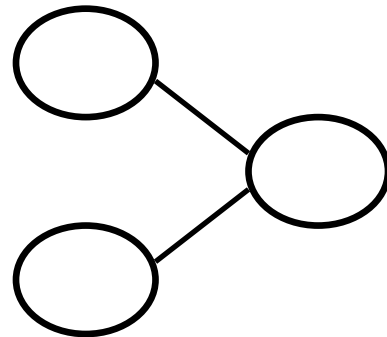
is  and

Color 3 cubes green and 5 blue. Fill in the number bond.



is  and

Color 2 cubes green and 6 blue. Fill in the number bond.



is  and

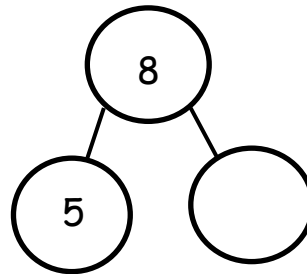




Name \_\_\_\_\_

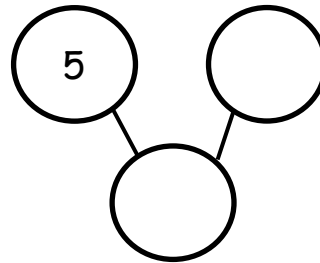

Date \_\_\_\_\_

5 boxes are colored. Color 3 more boxes to make 8. Complete the number bond.



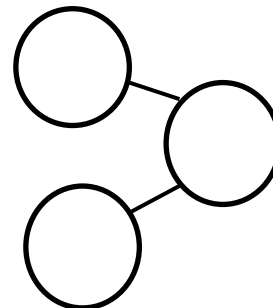
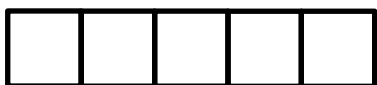
5 and  more is

5 boxes are colored. Color more boxes to make 7. Complete the number bond.



5 and  more is

Color 6 cubes. Complete the number bond.

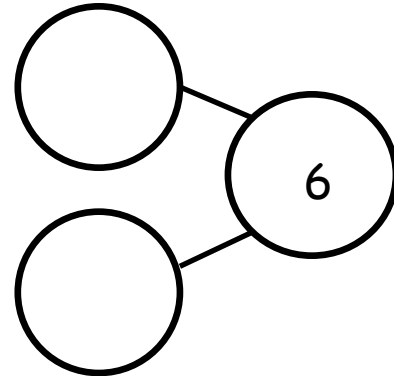


5 and  more is



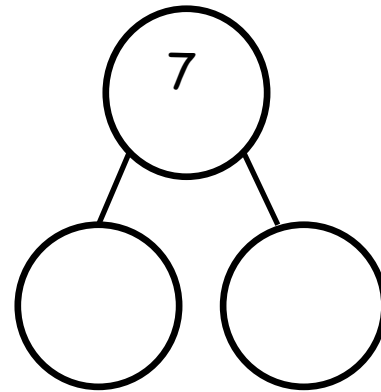
Draw more to make 6. Complete the number bond.

--	--	--	--	--



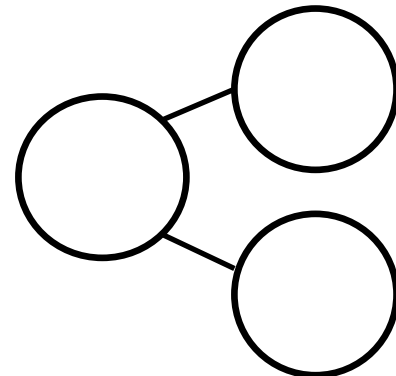
Draw more to make 7. Complete the number bond.

--	--	--	--	--



Draw more to make 8. Complete the number bond.

--	--	--	--	--







Name \_\_\_\_\_

Date \_\_\_\_\_

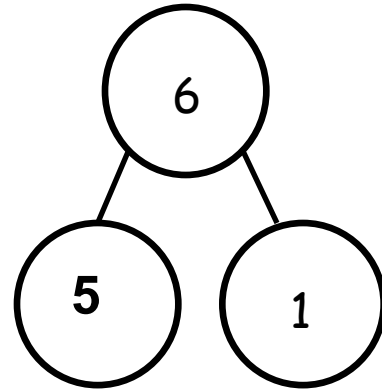
Fill in the number bond to match the squares.



-5

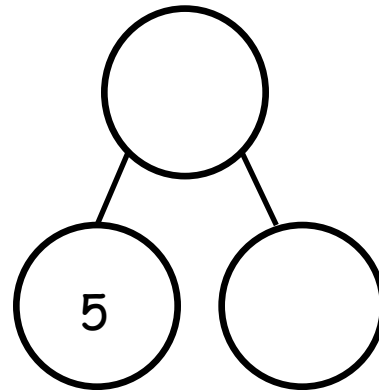


- and 1 more



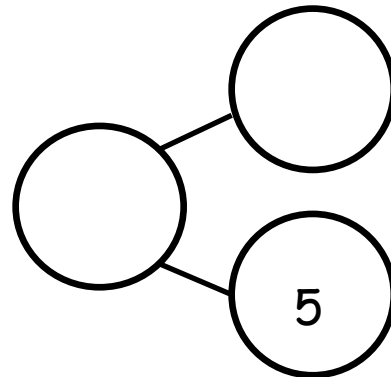
6 is 5 and 1 more

Color 5 squares blue in the first row.  
Color 2 squares red in the second row.



□ is 5 and □ more

Color 8 squares. Complete the number bond and sentence.



□ is 5 and □ more

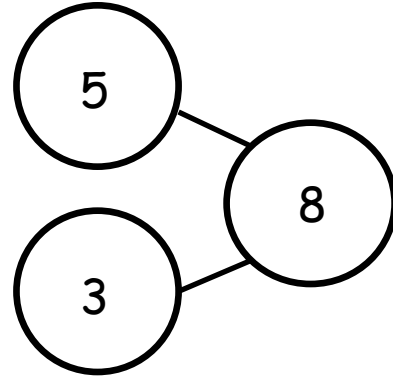


Color the sticks to match the number bond.

--	--	--	--	--

--	--	--	--	--

8 is  and  more

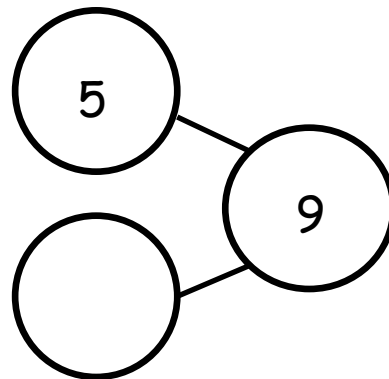


Color the sticks to match the number bond.

--	--	--	--	--

--	--	--	--	--

is  and  more

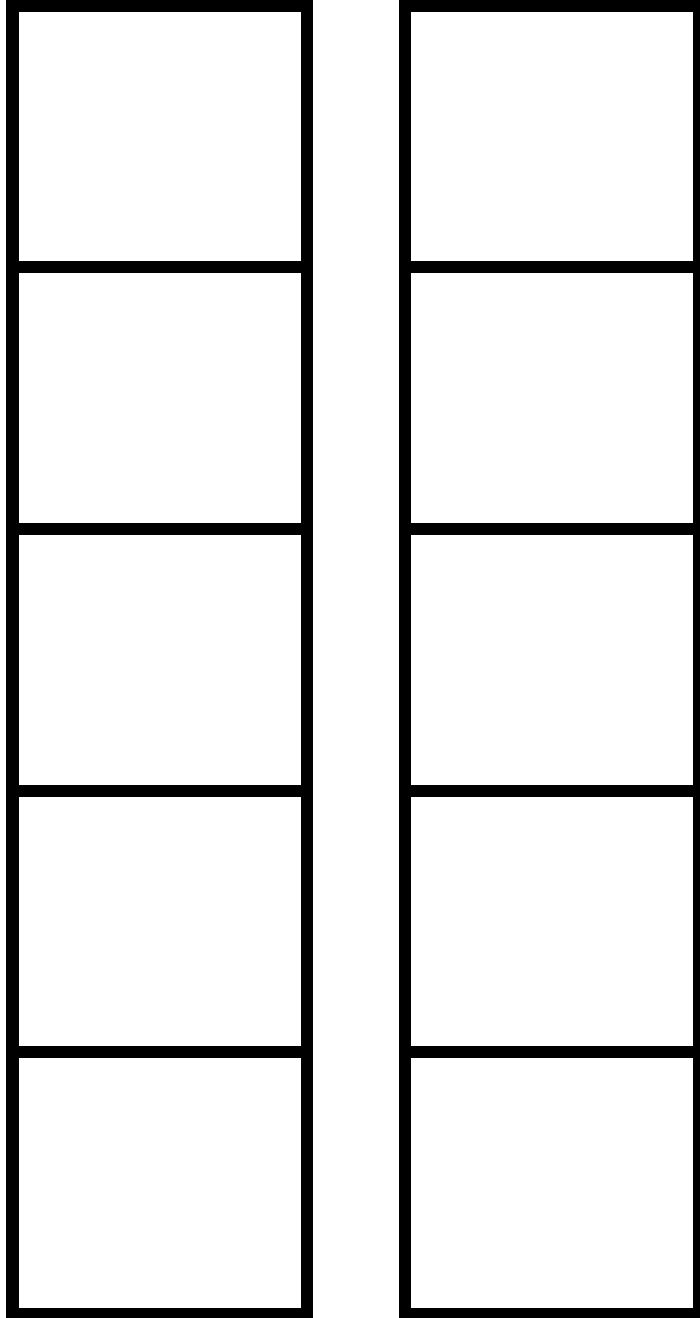




Draw more to make 5.


\_\_\_\_\_ make 5





---

two 5-group mat








Name \_\_\_\_\_

Date \_\_\_\_\_

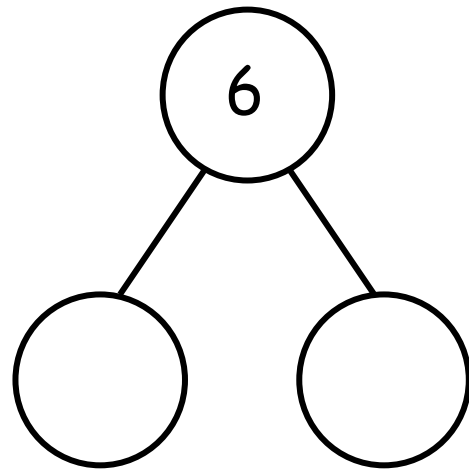
Fill in the number bond and number sentences.



How many?

There are 6 corn stalks. 5 corn stalks are in the first row. 1 corn stalk is in the second.

$$6 = \square + \square$$



There are 6 cars on the road. 2 cars are big, and 4 are small.




is  and

$$\square = \square + \square$$



3 geckos have black spots, and 3 geckos have no spots. There are 6 geckos.



$3 + 3 = \square$

$\square = 3 +$

There are 6 monkeys. 4 monkeys are swinging on the tree, and 2 monkeys are taking a nap. Draw a picture to go with the story.

$\square = \square + \square$

$\square + \square = \square$

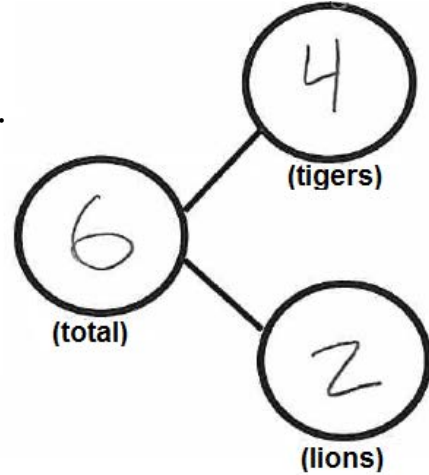

Create your own story and tell your partner. Have your partner draw a picture of your story and create a number sentence to go with the picture.



Name \_\_\_\_\_

Date \_\_\_\_\_


There are 6 animals. 4 are tigers, and 2 are lions.  
Fill in the number sentences and the number bond.



is  and   
(total)                      (tigers)                      (lions)

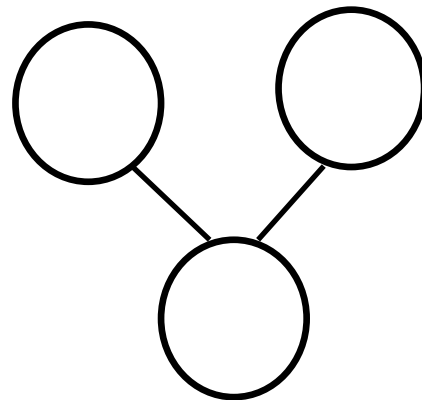
=  +

There 3 are monkeys and 3 elephants. All 6 animals are going into the circus tent. Fill in the number sentence and the number bond.



and  is

+  =



On another piece of paper, draw some animals. Make a number bond to match your picture.





Draw more to make 6.


\_\_\_\_\_ make 6

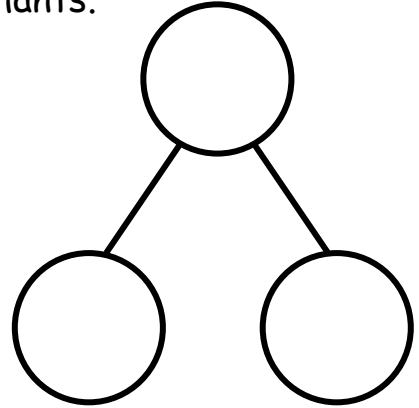





Name \_\_\_\_\_

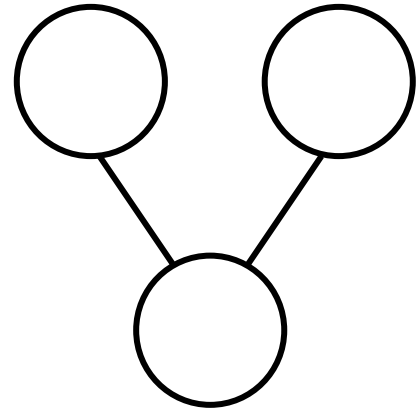
Date \_\_\_\_\_

There are 7 animals. There are 5 giraffes and 2 elephants.



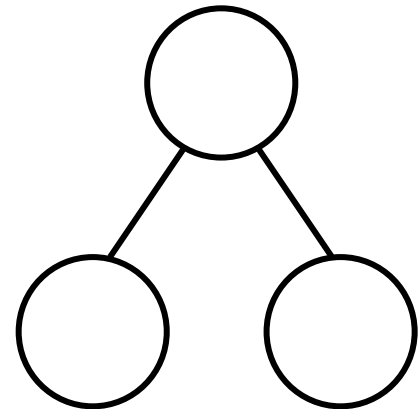

= 5 + 2

At the store, there was 1 big bear and 6 small bears. There were 7 bears.



1 + 6 =

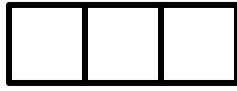
= 2 + 5



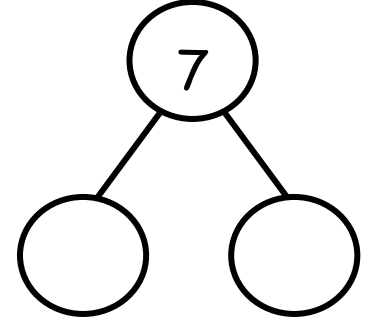


The squares below represent cubes.

4 gray cubes and 3 white cubes are 7 cubes.



$$4 + 3 = \square$$



Color the cubes to match the cubes above. Fill in the number sentence.



$$\square = \square + \square$$

Create your own story, and tell your partner. Have your partner draw a picture of your story and create a number sentence to go with the picture.





Name \_\_\_\_\_

Date \_\_\_\_\_


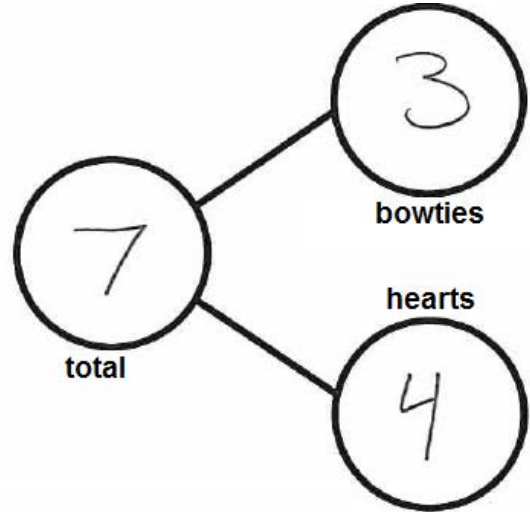


There are 7 bears. 3 bears have bowties. 4 bears have hearts. Fill in the number sentences and the number bond.

total		bowties		hearts
<div style="border: 1px solid black; border-radius: 10px; width: 40px; height: 40px; display: flex; align-items: center; justify-content: center; margin: 0 auto;">7</div>	=	<div style="border: 1px solid black; border-radius: 10px; width: 40px; height: 40px; display: flex; align-items: center; justify-content: center; margin: 0 auto;">3</div>	+	<div style="border: 1px solid black; border-radius: 10px; width: 40px; height: 40px; display: flex; align-items: center; justify-content: center; margin: 0 auto;">4</div>

bowties		hearts		total
<div style="border: 1px solid black; border-radius: 10px; width: 40px; height: 40px; display: flex; align-items: center; justify-content: center; margin: 0 auto;">3</div>	+	<div style="border: 1px solid black; border-radius: 10px; width: 40px; height: 40px; display: flex; align-items: center; justify-content: center; margin: 0 auto;">4</div>	=	<div style="border: 1px solid black; border-radius: 10px; width: 40px; height: 40px; display: flex; align-items: center; justify-content: center; margin: 0 auto;">7</div>



5 bears have scarves on, and 2 do not. There are 7 bears.

Write a number sentence that tells about the bears.

<div style="border: 1px solid black; border-radius: 10px; width: 40px; height: 40px; display: flex; align-items: center; justify-content: center; margin: 0 auto;"></div>	=	<div style="border: 1px solid black; border-radius: 10px; width: 40px; height: 40px; display: flex; align-items: center; justify-content: center; margin: 0 auto;"></div>	+	<div style="border: 1px solid black; border-radius: 10px; width: 40px; height: 40px; display: flex; align-items: center; justify-content: center; margin: 0 auto;"></div>
<div style="border: 1px solid black; border-radius: 10px; width: 40px; height: 40px; display: flex; align-items: center; justify-content: center; margin: 0 auto;"></div>	+	<div style="border: 1px solid black; border-radius: 10px; width: 40px; height: 40px; display: flex; align-items: center; justify-content: center; margin: 0 auto;"></div>	=	<div style="border: 1px solid black; border-radius: 10px; width: 40px; height: 40px; display: flex; align-items: center; justify-content: center; margin: 0 auto;"></div>

On another piece of paper, draw a picture about the 7 bears. Write a number sentence and make a number bond to go with it.





+

=



train






Name \_\_\_\_\_

Date \_\_\_\_\_

Fill in the number sentences.


There are 8 fish. There are 4 striped fish and 4 goldfish.



$$\square = \square + \square$$

$$\square + \square = \square$$


There are 8 shapes. There are 5 triangles and 3 rhombuses.



$$\square = \square + \square$$

$$\square + \square = \square$$

There are 6 stars and 2 moons. There are 8 shapes.




$$\square + \square = \square$$

$$\square = \square + \square$$



DUVAL COUNTY  
PUBLIC SCHOOLS


There are 8 shapes. Count and circle the squares. Count and circle the triangle.



$$\square + \square = \square$$

$$\square = \square + \square$$

There are 8 flowers. Some flowers are yellow, and some flowers are red. Draw a picture to go with the story.



$$\square = \square + \square$$

$$\square + \square = \square$$

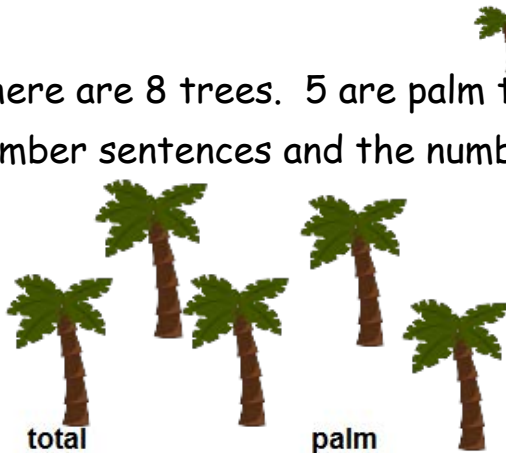
Create your own story, and tell your partner. Have your partner draw a picture of your story and create a number sentence to go with the picture.



Name \_\_\_\_\_

Date \_\_\_\_\_

There are 8 trees. 5 are palm trees, and 3 are apple trees. Fill in the number sentences and the number bond.

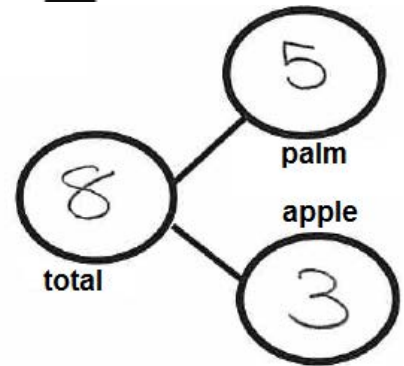


total = palm + apple

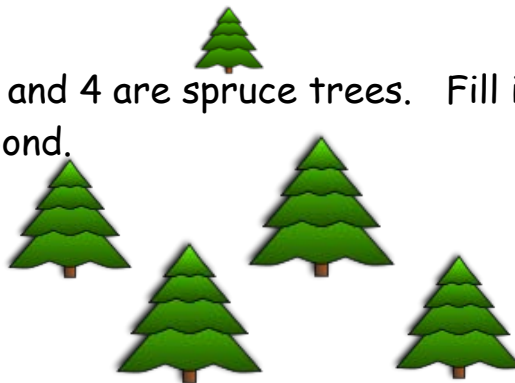
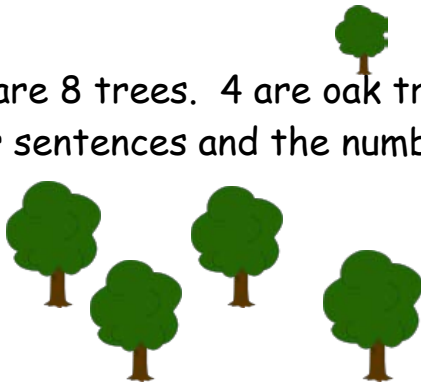
8 = 5 + 3

palm + apple = total

5 + 3 = 8

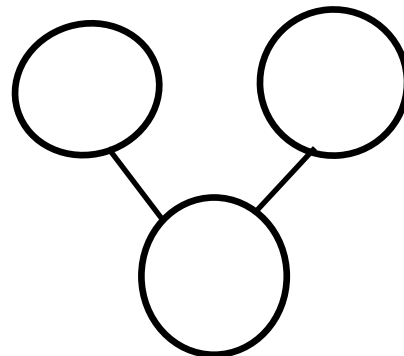


There are 8 trees. 4 are oak trees, and 4 are spruce trees. Fill in the number sentences and the number bond.



=  +

+  =










Name \_\_\_\_\_


Date \_\_\_\_\_

There are 4 snakes sitting on the rocks. 2 more snakes slither over. How many snakes are on the rocks now? Put a box around all the snakes, trace the mystery box, and write the answer inside it.



$$4 + 2 = \square$$

There are 5 turtles swimming. Draw 2 more turtles that come to swim. How many turtles are swimming now? Draw a box around all the turtles, draw a mystery box, and write the answer.



$$5 + 2 =$$


Today is your birthday! You have 7 presents. A friend brings another present. Draw the present. How many presents are there now? Draw a mystery box, and write the answer inside it.



$$7 + 1 =$$



Listen and draw. There were 6 girls playing soccer. A boy came to play. How many children were playing soccer then? Draw a box around all the children.

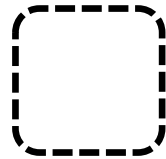


6

+

1

=



---

Listen and draw. There were 3 frogs on a log. 5 more frogs hopped onto the log. How many frogs were on the log then? Draw a box around the frogs, and box the answer.



3

+

5

=



Name \_\_\_\_\_

Date \_\_\_\_\_



There are 3 penguins on the ice. 4 more penguins are coming. How many penguins are there?

$$3 + 4 = \boxed{7}$$

If your child is ready for a challenge, have them count on from 3 instead of counting all.



There is 1 mama bear. 5 baby bears are following her. How many bears are there? Draw a box for the answer.

$$1 + 5 =$$

Draw 7 balls in the ball box. Draw a girl putting 1 more ball in the ball box. Circle all the balls, and draw a box for the answer. Write your answer.



$$7 + 1 =$$






Name \_\_\_\_\_

Date \_\_\_\_\_


There are 4 green balloons and 3 orange balloons in the air. How many balloons are in the air? Color the balloons to match the story, and fill in the number sentences.



$$\square + \square = \square$$

$$\square = \square + \square$$

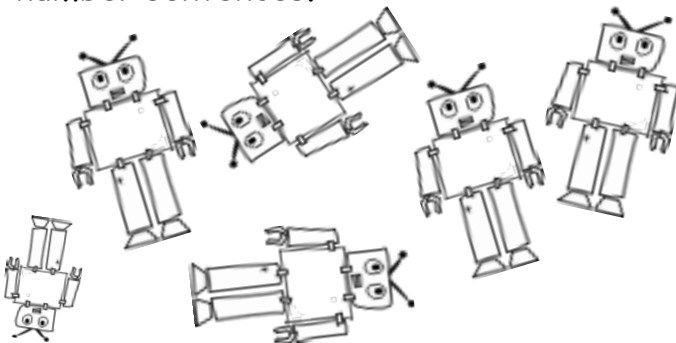
Dominic has 6 yellow star stickers and 2 blue star stickers. How many stickers does Dominic have? Color the stars to match the story, and fill in the number sentences.



$$\square + \square = \square$$

$$\square = \square + \square$$

There are 5 big robots and 1 little robot. How many robots are there? Fill in the number sentences.



$$\square + \square = \square$$

$$\square = \square + \square$$



Listen and draw. Charlotte is playing with pattern blocks. She has 3 squares and 3 triangles. How many shapes does Charlotte have?

$$\square + \square = \square$$
$$\square = \square + \square$$

Listen and draw. Gavin is making a tower with linking cubes. He has 5 purple and 3 orange cubes. How many linking cubes does Gavin have?

$$\square + \square = \square$$
$$\square = \square + \square$$



Name \_\_\_\_\_

Date \_\_\_\_\_



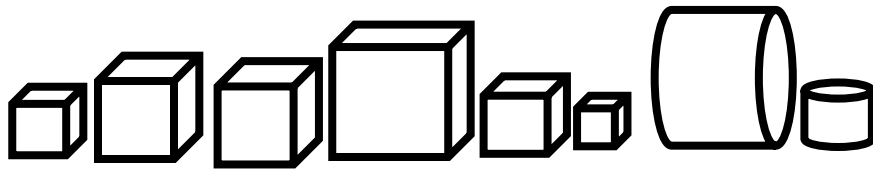
There are 5 hexagons and 2 triangles. How many shapes are there?

If your child is ready for a challenge, have them practice counting on from one addend (2 or 5) rather than counting all the shapes.

$$\boxed{7} = \boxed{5} + \boxed{2}$$

7 = 2 + 5  
and  
2 + 5 = 7  
are also correct!

$$\boxed{5} + \boxed{2} = \boxed{7}$$



There are 6 cubes and 2 cylinders. How many shapes are there?


$$\boxed{\phantom{0}} = \boxed{\phantom{0}} + \boxed{\phantom{0}}$$

$$\boxed{\phantom{0}} + \boxed{\phantom{0}} = \boxed{\phantom{0}}$$

On another piece of paper, draw some shapes, and make a number sentence to match.







tree and sun

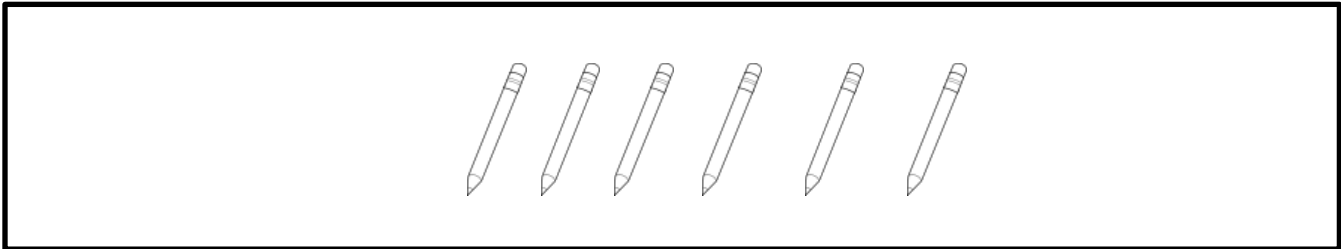




Name \_\_\_\_\_

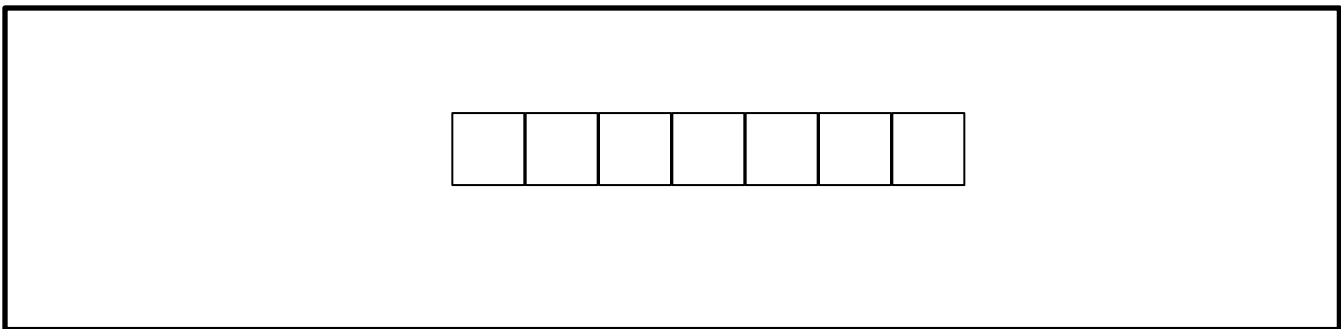
Date \_\_\_\_\_

Devin has 6 Spiderman pencils. He put some in his desk and the rest in his pencil box. Write a number sentence to show how many pencils Devin might have in his desk and pencil box.



$$6 = \square + \square$$

Shania made 7 necklaces. She wore some of the necklaces and put the rest in her jewelry box. Use the linking cubes to help you think about how many necklaces Shania might have on and how many are in her jewelry box. Then, complete the number sentences.



$$\square + \square = \square$$

$$\square = \square + \square$$



Tommy planted 8 flowers. He planted some in his garden and some in flowerpots. Draw how Tommy may have planted the flowers. Fill in the number sentences to match your picture.

$$\square = \square + \square$$

$$\square + \square = \square$$

---

Create your own story and draw a picture. Fill in the number sentences. Tell your story to a friend.

$$\square + \square = \square$$


$$\square = \square + \square$$



Name \_\_\_\_\_

Date \_\_\_\_\_

Ted has 7 toy cars. Color some cars red, and the rest blue. Write a number sentence that shows how many are red and how many are blue.





Your child could color the cars in any combination that makes 7.  
Ex: 1 red, 6 blue  
2 red, 5 blue  
etc...

$$7 = \square + \square$$

$$\square + \square = \square$$

Chuck has 8 balls. Some are red, and the rest are blue. Color to show Chuck's balls. Fill in the number sentences.



$$\square + \square = \square$$

$$\square = \square + \square$$






Name \_\_\_\_\_

Date \_\_\_\_\_


The cat ate 3 mice. Cross out 3 mice. Write how many mice are left.




The fish ate 2 worms. Cross out 2 worms. Write how many worms are left.



The frog ate 5 flies. Cross out 5 flies. Write how many flies are left.




The monkey ate 4 bananas. Cross out 4 bananas. Write how many bananas are left.






Draw 6 balls. The boy kicked 3 balls down the hill. How many balls does he have left?



There are 5 butterflies flying around the flower. Draw them. 1 of the butterflies flew away, so cross it out. How many butterflies are left?







Name \_\_\_\_\_

Date \_\_\_\_\_

1 train drove away. Cross out 1. Write how many were left.



2 horses were bought. Cross out 2. How many were left at the store?



4 ducks swam away. Cross out 4. Write how many are left.



There are 7 apples in the tree. Draw them. A bird ate 1 of them, so cross it out. How many apples are left?








Name \_\_\_\_\_

Date \_\_\_\_\_

Draw a line from the picture to the number sentence it matches.



$$3 - 1 = 2$$



$$5 - 4 = 1$$



$$4 - 2 = 2$$




$$5 - 1 = 4$$


Pick 1 mouse picture, and tell a story to your partner. See if your partner can pick the picture you told the story about.




Cross out the bears to match the number sentences.




$$6 - 1 = 5$$




$$7 - 2 = 5$$




$$6 - 4 = 2$$



$$7 - 3 = 4$$



$$8 - 1 = 7$$



$$8 - 2 = 6$$




Name \_\_\_\_\_

Date \_\_\_\_\_

The squares below represent cube sticks. Match the cube stick to the number sentence.




$$5 - 3 = 2$$




$$\begin{array}{r} \text{total} \\ 5 \end{array} - \begin{array}{r} \text{X'ed out} \\ 1 \end{array} = \begin{array}{r} \text{left} \\ 4 \end{array}$$

I had 5.  
1 was crossed out.  
Now I have 4 left.



$$5 - 4 = 1$$



$$5 - 2 = 3$$

On the back of the paper, draw a 5-stick, cross out some cubes, and write a number sentence.





Name \_\_\_\_\_

Date \_\_\_\_\_

Tyler bought a cone with 4 scoops. He ate 1 scoop. Cross out 1 scoop.  
How many scoops were left?



$$4 - 1 = \square$$

Eva ate ice cream, too. She ate 2 scoops. How many scoops were left?



$$4 - 2 = \square$$

There were 4 bottles. 3 of them broke. How many bottles were left?



$$4 - 3 = \square$$



Anthony had 5 erasers in his pencil box. He dropped his pencil box, and 4 erasers fell on the floor. How many erasers are in Anthony's pencil box now? Draw the erasers, and fill in the number sentence.

$$5 - 4 = \square$$

Tanisha had 5 grapes. She gave 3 grapes to a friend. How many grapes does Tanisha have now? Draw the grapes, and fill in the number sentence.

$$\square - \square = \square$$






Name \_\_\_\_\_

Date \_\_\_\_\_

There were 5 apples. Bill ate 1. Cross out the apple he ate. How many apples were left? Fill in the boxes.



It is important that your child can both say the sentence and write the equation.

5 take away 1 is

5 - 1 =

---

There were 5 oranges. Pat took 2. Draw the oranges. Cross out the 2 she took. How many oranges were left? Fill in the boxes.

5 take away 2 is

-

=



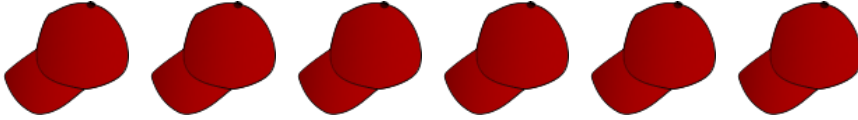


Name \_\_\_\_\_

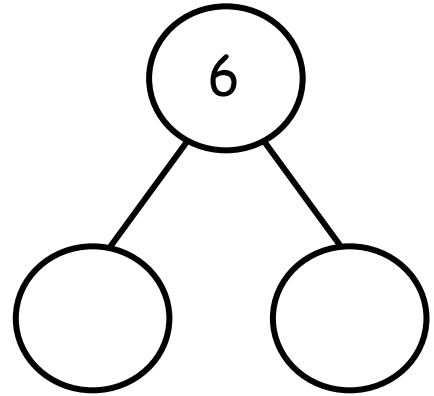
Date \_\_\_\_\_

Fill in the number sentences and number bonds.


Take away 3 hats.



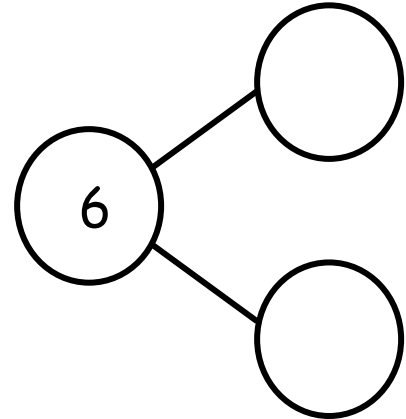
$$\boxed{6} - \boxed{\phantom{00}} = \boxed{\phantom{00}}$$



Take away 4 cubes.

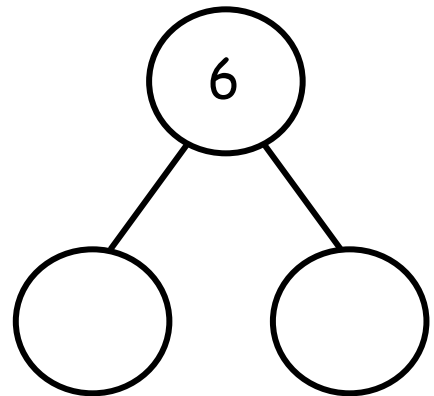


$$\boxed{6} - \boxed{\phantom{00}} = \boxed{\phantom{00}}$$



Draw 6 circles in a 5-group. Take away 2 circles.

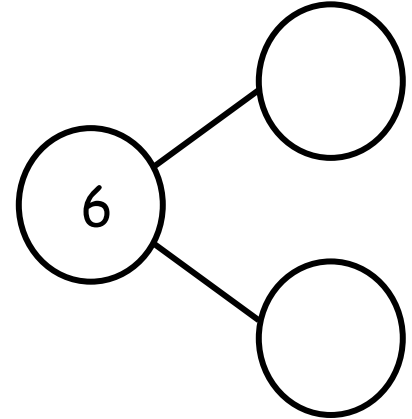
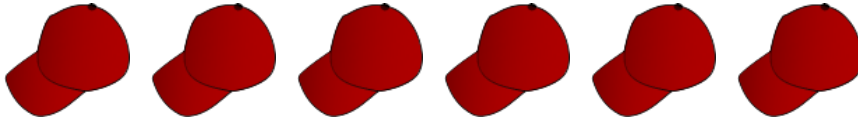
$$\boxed{\phantom{00}} - \boxed{\phantom{00}} = \boxed{\phantom{00}}$$





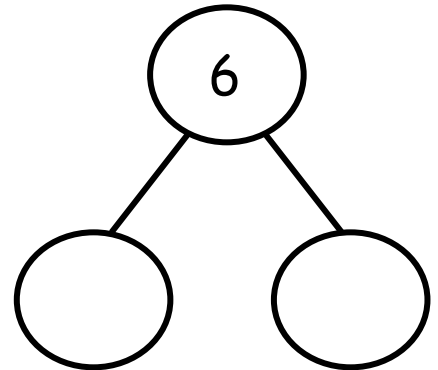
Fill in the number bond.

Cross out 1 hat.



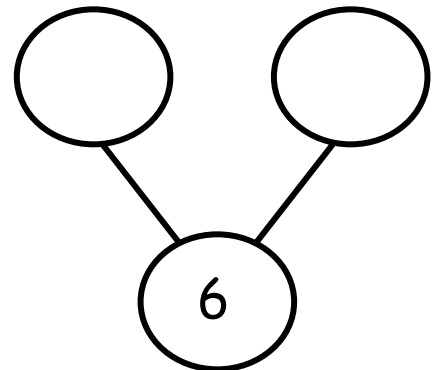
$$6 - 1 = 5$$

Cross out 5 snowflakes.



$$6 - 5 = 1$$

Cross out 2 snowflakes.



$$6 - 2 = 4$$



Name \_\_\_\_\_

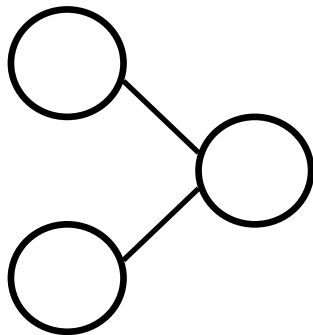
Date \_\_\_\_\_

Here are 6 books. Cross out 2. How many are left? Fill in the number bond and the number sentence.

6 - 2 = 4

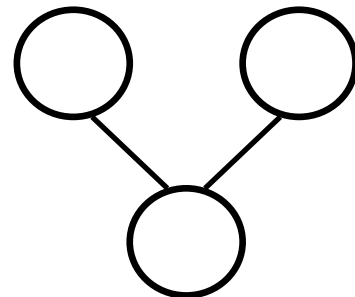
Number bond: A top circle contains '6' with the word 'total' to its right. Two lines connect it to two bottom circles. The left bottom circle contains '2' with the words 'crossed out' to its left. The right bottom circle contains '4' with the word 'left' to its right.

Draw 6 stars. Cross out 4. Fill in the number sentence and the number bond.



$$\square - \square = \square$$

Draw 6 objects. Cross out 5. Fill in the number sentence and the number bond.



$$\square - \square = \square$$

On another piece of paper, draw 6 triangles. Cross out 1. Write a number sentence, and draw a number bond to match.






Name \_\_\_\_\_

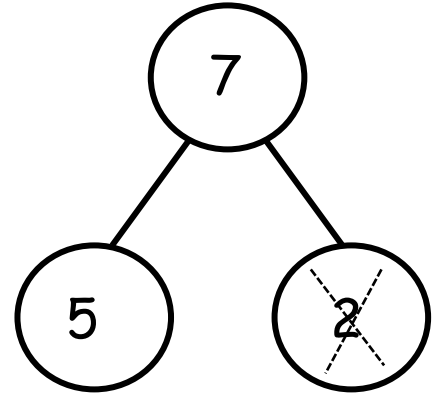
Date \_\_\_\_\_

Say the number sentence. Fill in the blanks. Cross out the number.

Cross out 2 dots.



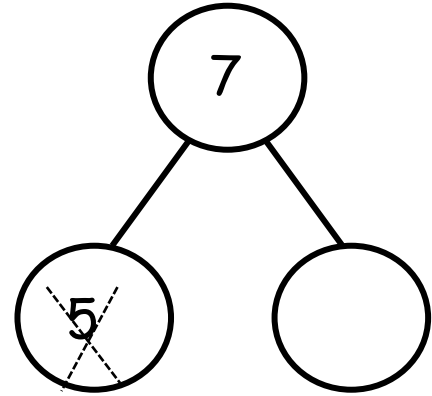
$7 - 2 =$




Cross out 5 dots.



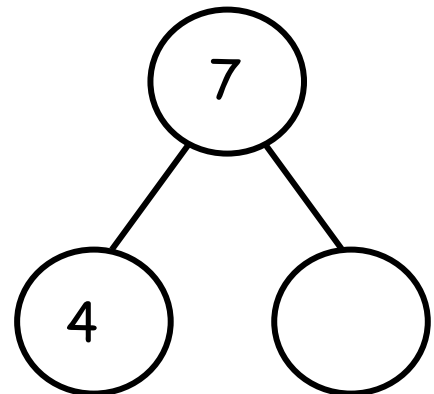
$7 - 5 =$



Cross out 4 dots.



$7 - 4 =$

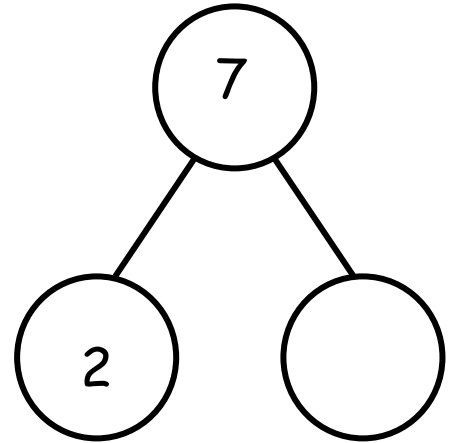




Draw and fill in the number bond and number sentence.

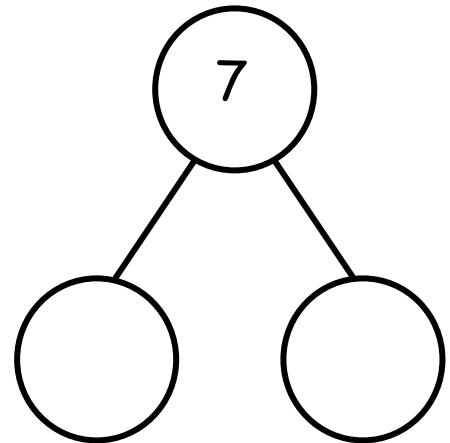
Draw 7 dots. Cross out 2 dots.

$$\boxed{7} - \boxed{2} = \boxed{\phantom{00}}$$



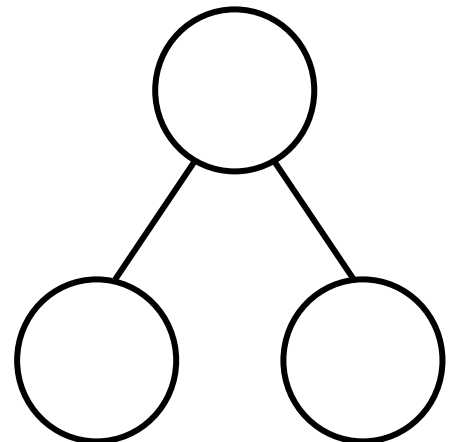
Draw 7 dots in a 5-group. Cross out 3 dots.

$$\boxed{7} - \boxed{\phantom{00}} = \boxed{\phantom{00}}$$



Draw 7 dots in a 5-group. Cross out 4 dots.

$$\boxed{\phantom{00}} - \boxed{\phantom{00}} = \boxed{\phantom{00}}$$







Name \_\_\_\_\_

Date \_\_\_\_\_

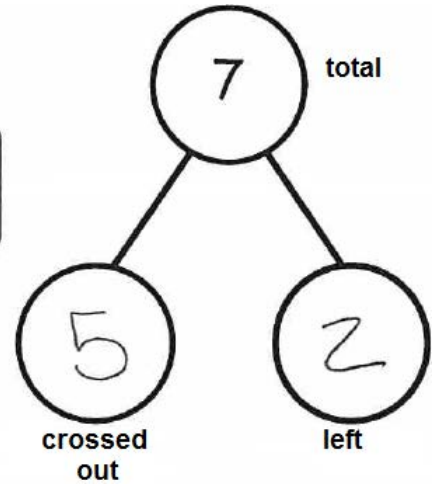
Fill in the number sentence and number bond.

Cross out 5 dots.



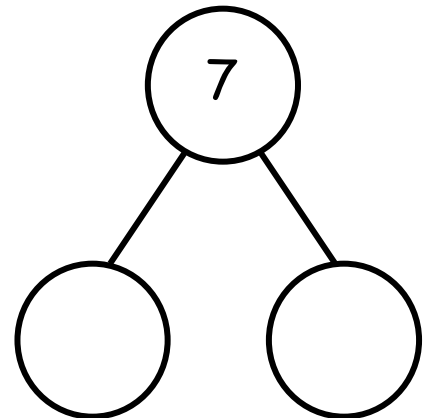
$$\begin{array}{ccccccc}
 7 & - & \boxed{5} & = & \boxed{2} \\
 \text{total} & & \text{crossed out} & & \text{left}
 \end{array}$$

Help your child see that it makes more sense to cross out the 5-group than to start with the other two dots.



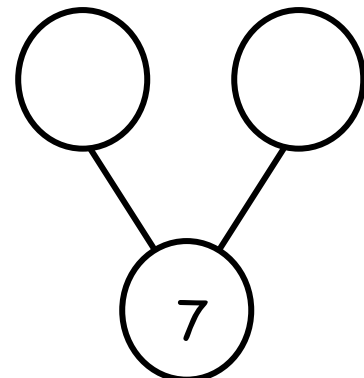
Draw 7 dots. Cross out 3 dots.

$$7 - \boxed{\phantom{00}} = \boxed{\phantom{00}}$$



Draw 7 dots in a 5-group like the first problem. Cross out 4 dots.

$$7 - \boxed{\phantom{00}} = \boxed{\phantom{00}}$$



On another piece of paper, draw 7 dots. Cross out some, and write a number sentence and a number bond to match.






Name \_\_\_\_\_

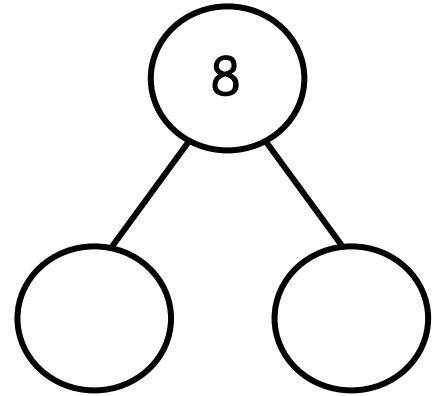
Date \_\_\_\_\_

Fill in the number sentences and number bonds.


Put an X on 3 dots.



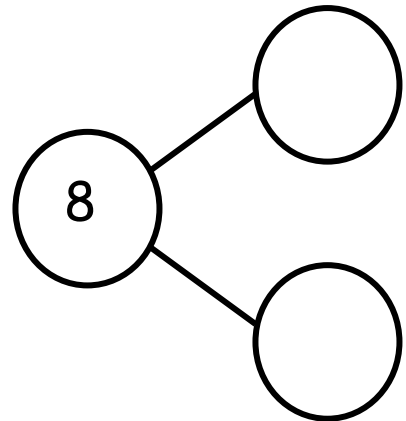
$$\boxed{8} - \boxed{\phantom{00}} = \boxed{\phantom{00}}$$




Put an X on 5 dots.



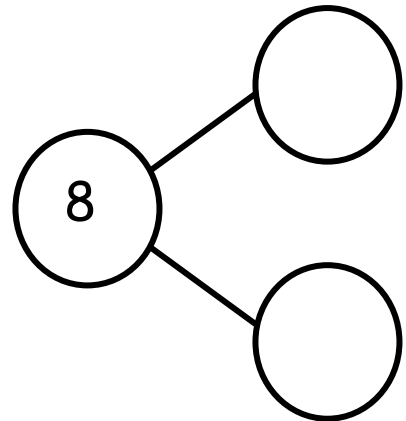
$$\boxed{\phantom{00}} - \boxed{\phantom{00}} = \boxed{\phantom{00}}$$



Put an X on some dots.



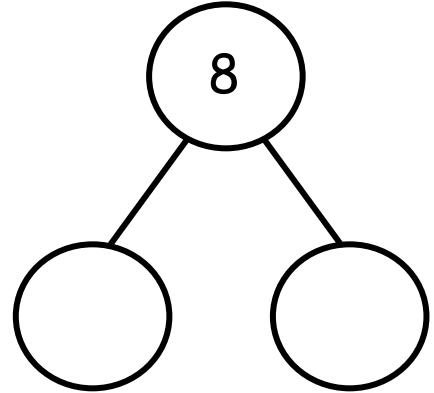
$$\boxed{\phantom{00}} - \boxed{\phantom{00}} = \boxed{\phantom{00}}$$





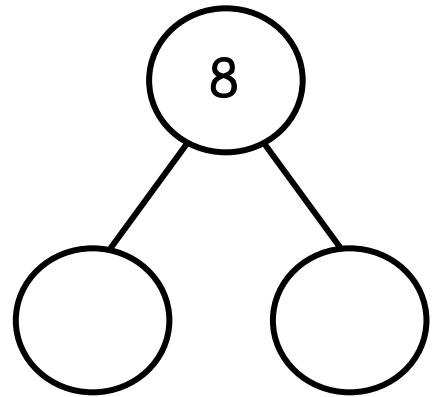
Draw 8 dots. Put an X on 1 dot.

$$\square - \square = \square$$



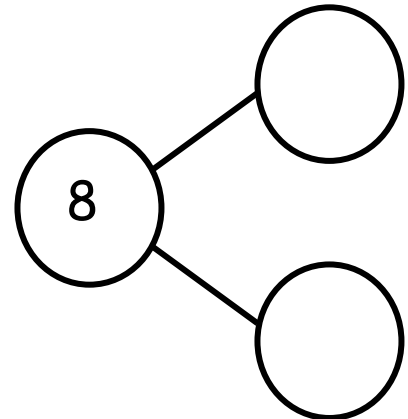
Draw 8 dots in a 5-group. Put an X on 7 dots.

$$\square - \square = \square$$



Draw 8 dots in a 5-group. Put an X on some dots.

$$\square - \square = \square$$





Name \_\_\_\_\_

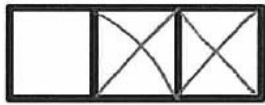
Date \_\_\_\_\_

Here is 8 the 5-group way. Put an X on 2 cubes. How many are left?

Fill in the number sentence and number bond.



If your child crosses the cubes out this way, they can easily see that there are 6 left!



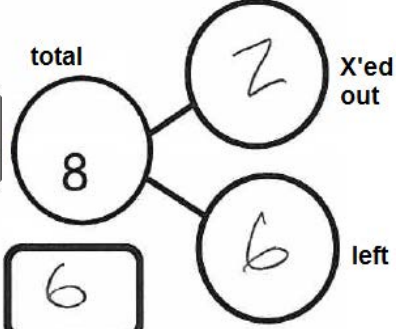
8  
total

-

2  
X'ed out

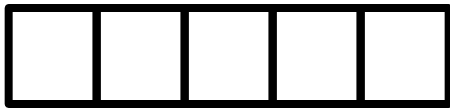
=

6  
left



Here is 8 the 5-group way. Put an X on 4 cubes. How many are left?

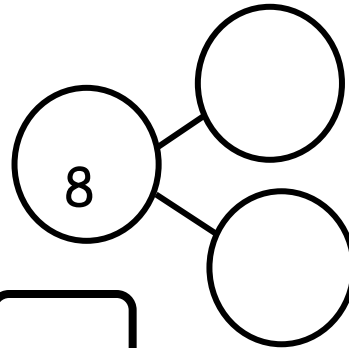
Fill in the number sentence and number bond.



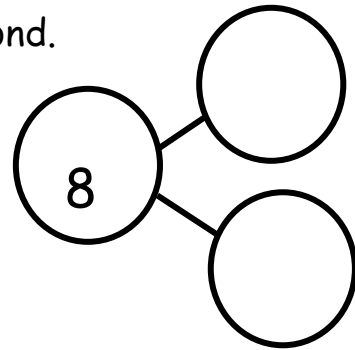
8

-

=



Draw 8 the 5-group way. Put an X on some cubes. How many are left? Write the number sentence and the number bond.



8

-

=

On another piece of paper, draw 7 the 5-group way. Put an X on some, and write a number sentence and number bond.

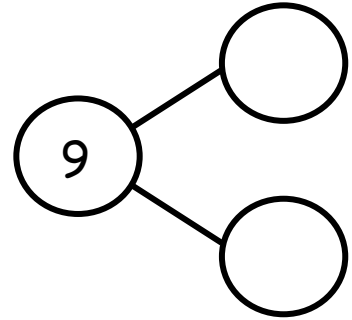





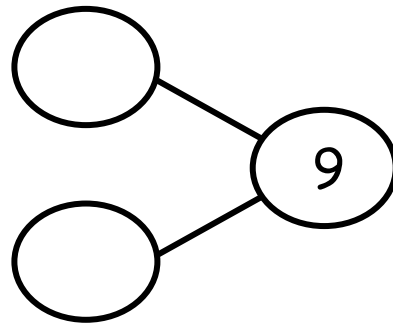

Name \_\_\_\_\_

Date \_\_\_\_\_

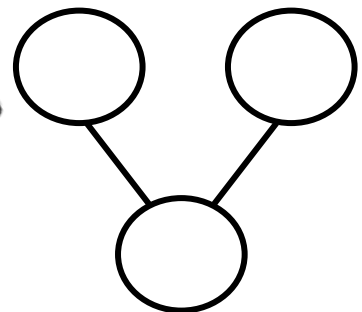

There are 9 shirts. Color some with polka dots and the rest with stripes. Fill in the number bond.



There are 9 flowers. Color some yellow and the rest red. Fill in the number bond.

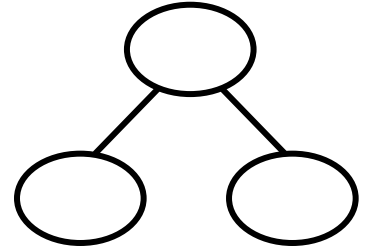



There are 9 hats. Color some brown and the rest green. Fill in the number bond.

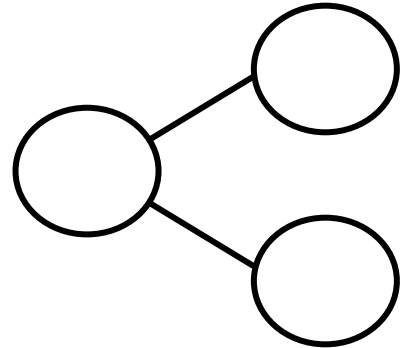




There are 9 jellyfish. Color some blue and the rest a different color.  
Fill in the number bond.



There are 9 butterflies. Color some butterflies orange and the rest a different color. Fill in the number bond.



Draw 9 balloons. Color some red and the rest blue. Make a number bond to match your drawing.

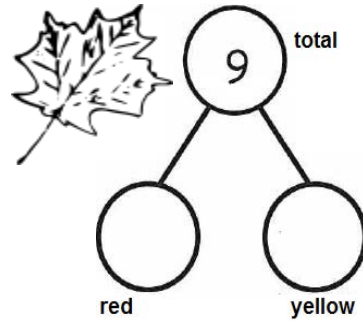




Name \_\_\_\_\_

Date \_\_\_\_\_

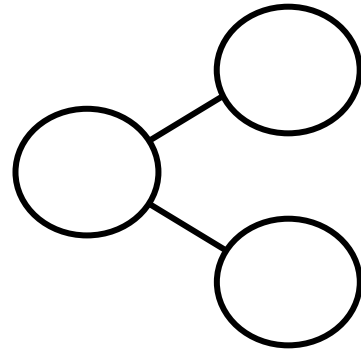

There are 9 leaves. Color some of them red and the rest of them yellow. Fill in the number bond to match.



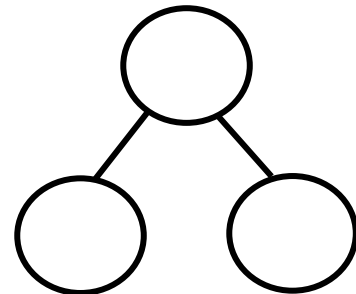
Your child can color the leaves in any combination of 9.

Ex: 1 red, 8 yellow  
2 red, 7 yellow

There are 9 acorns. Color some of them green and the rest yellow. Fill in the number bond to match.



Draw 9 birds. Color some of them blue and the rest red. Fill in the number bond to match.



On another piece of paper, draw 9 triangles. Color some red and some brown. Draw and fill in a number bond to match.





0	1	2	3
4	5	5	<u>6</u>
7	8	<u>9</u>	10


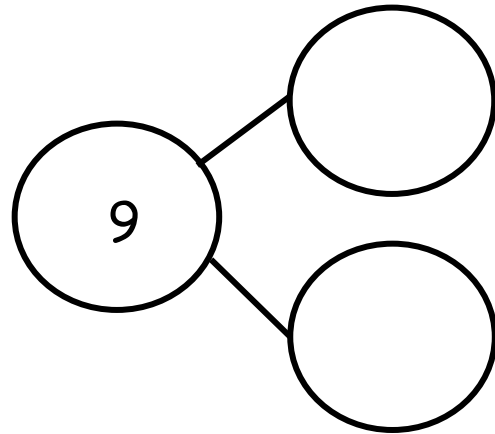
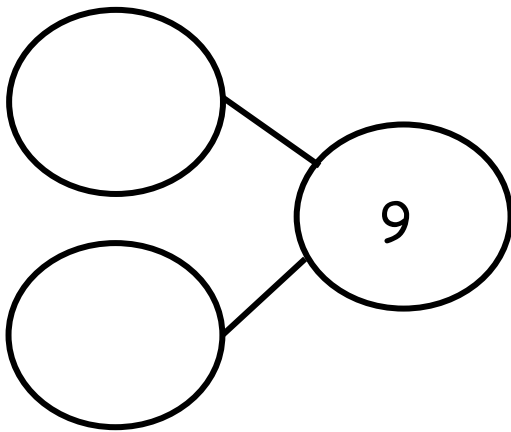
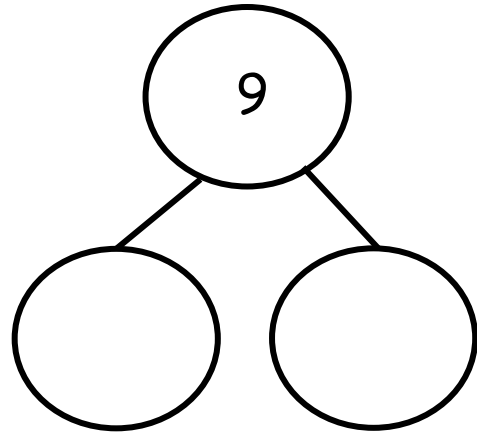
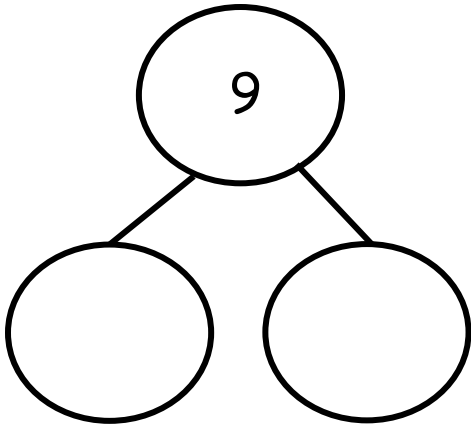
Note: Only cards 1–4 are used in this lesson. Save the full set for use in future lessons. Consider copying on different-colored cardstock for ease of organization.

---

5-group cards (numeral side). Copy double-sided with 5-groups on cardstock. Cut.




5-group cards (5-group side). Copy double-sided with numerals on cardstock. Cut.



\_\_\_\_\_ array of 9





Name \_\_\_\_\_

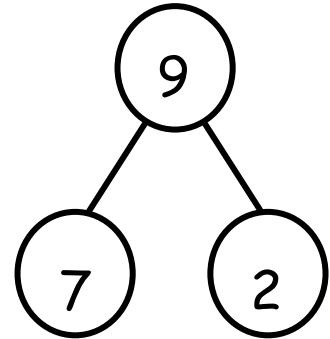
Date \_\_\_\_\_

The squares below represent cube sticks.

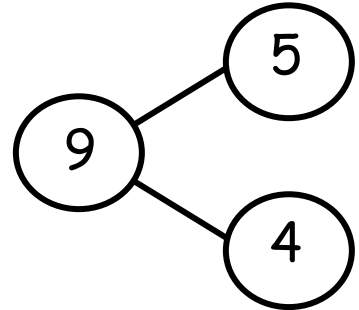
Draw a line from the cube stick to the matching number bond. Fill in the number bond if it isn't complete.



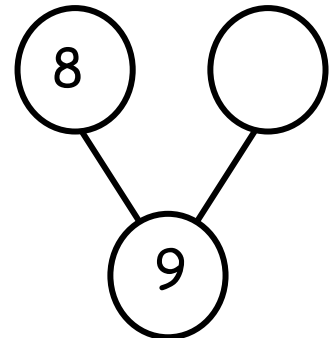
• •



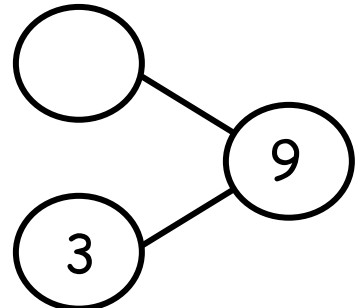
• •



• •

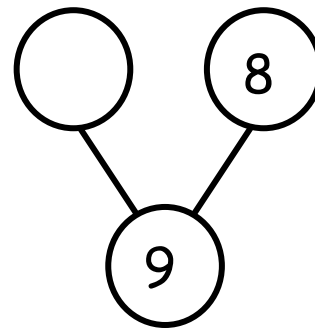
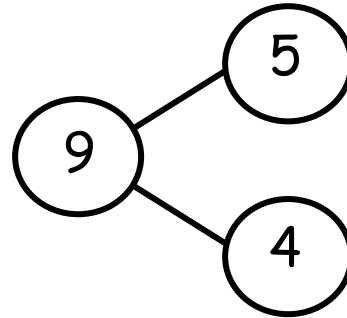


• •

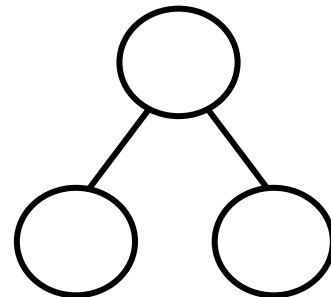




Draw and color cube sticks to match the number bonds. Fill in the number bond if it isn't complete.



Create your own 9-cube stick, and fill in the number bond to match.





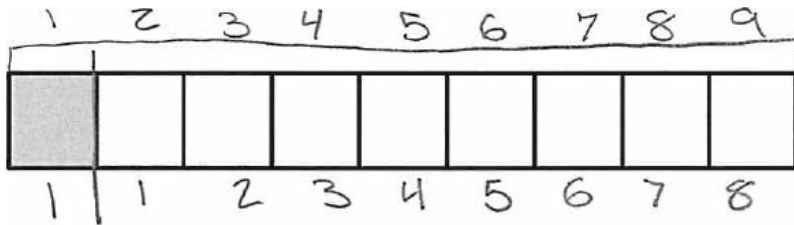


Name \_\_\_\_\_

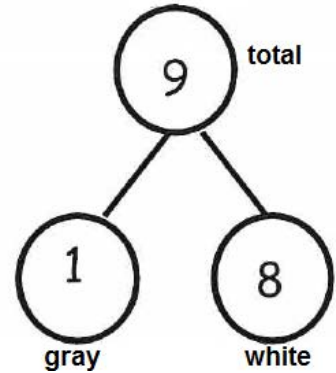
Date \_\_\_\_\_

The squares below represent cube sticks.

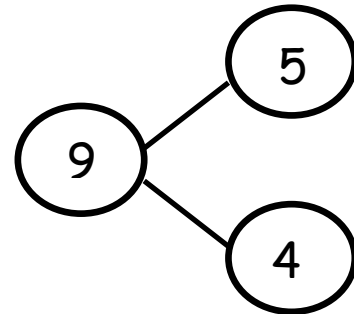
Do the linking cube sticks match the number bond? Circle yes or no.



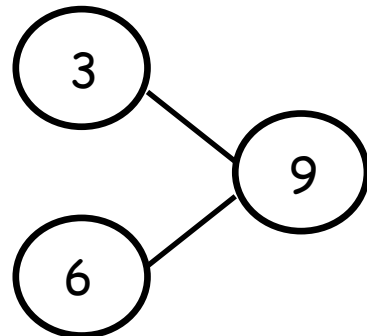
Yes No



Yes No

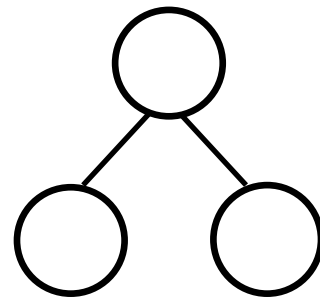
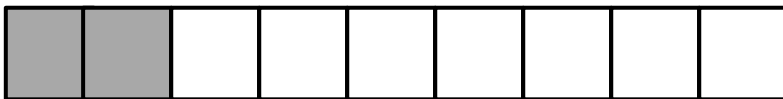
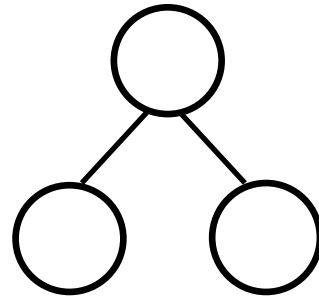
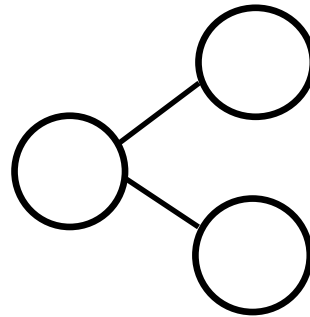
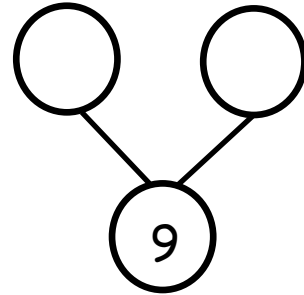


Yes No





Make the number bond match the cube stick.

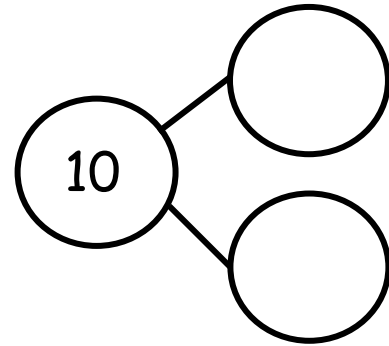






Name \_\_\_\_\_

Date \_\_\_\_\_

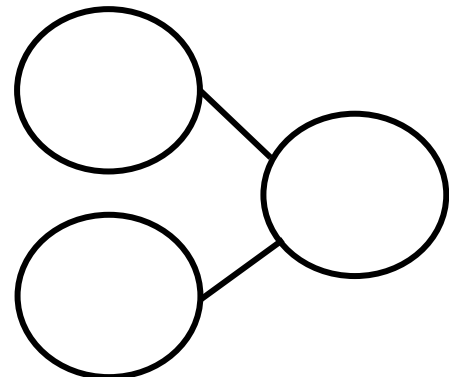
Benjamin had 10 bananas. He dropped some of the bananas. Fill in the number bond to show Benjamin's bananas.



Savannah has 10 pairs of glasses. 5 are green, and the rest are purple. Color and fill in the number bond.

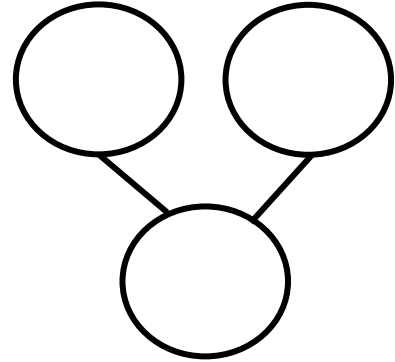


Xavier had 10 baseballs. Some were white, and the rest were gray. Draw the balls, and color to show how many may be white and gray. Fill in the number bond.





There were 10 dragons playing. Some were flying, and some were running.  
Draw the dragons. Fill in the number bond.



Create your own story of 10. Draw your story and a number bond to go with it.




Name \_\_\_\_\_

Date \_\_\_\_\_

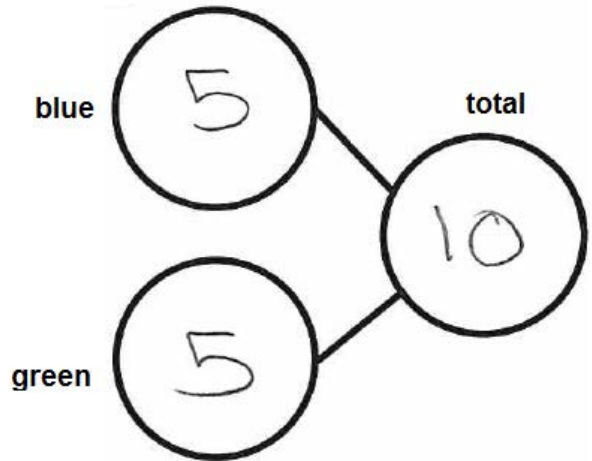
Pretend this is your bracelet.

Color 5 beads blue and the rest green. Make a number bond to match.

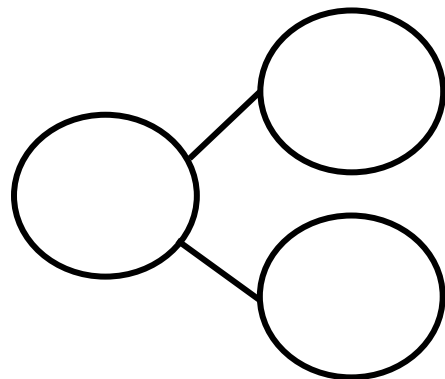
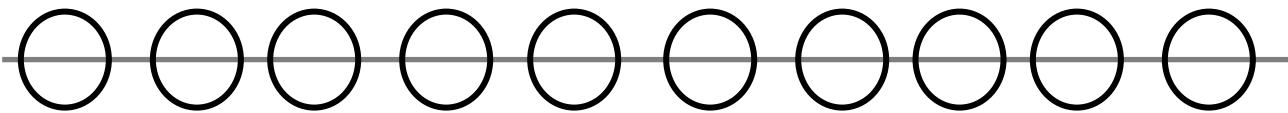


If your child is ready for it, encourage them to put the first addend (5) in their head and count on from there, rather than counting all the beads.

If your child struggles with this, that's okay! Have them count all the beads for now.



Color some beads yellow and the rest orange. Make a number bond to match.



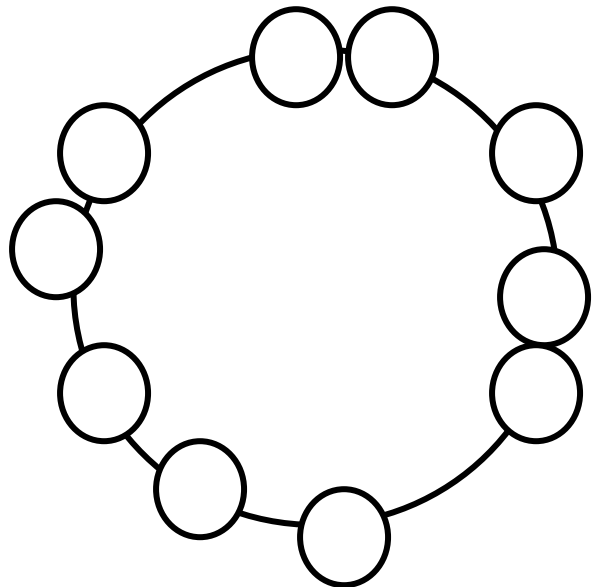



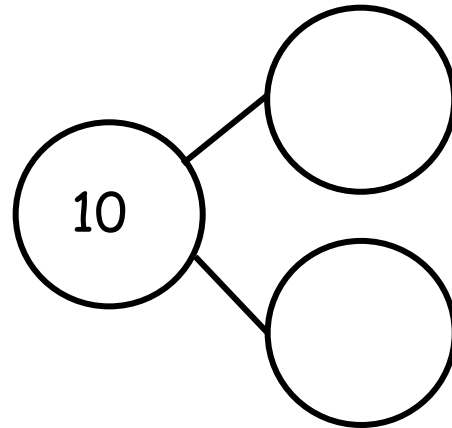
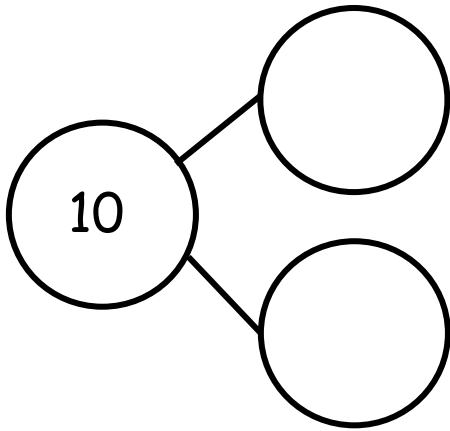
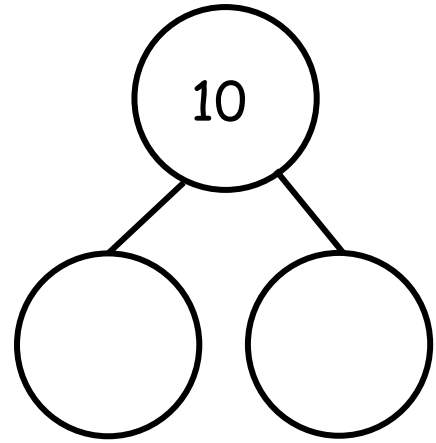
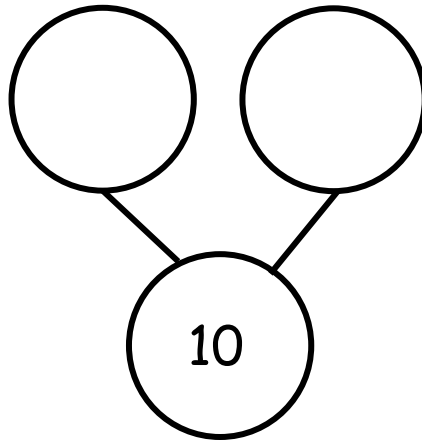
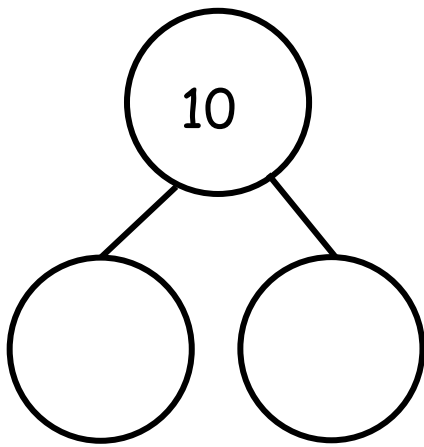
Color some beads yellow and the rest black. Make a number bond to match.



---

Color some beads purple and the rest green. Make a number bond to match.





array of 10







Name \_\_\_\_\_

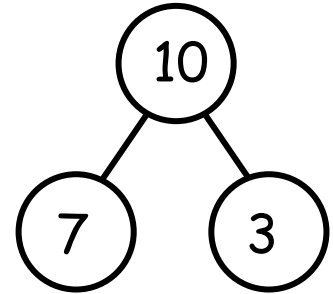
Date \_\_\_\_\_

These squares represent cube sticks. Look at the linking cube sticks.  
Draw a line from the cube sticks to the number bond that matches. Fill in  
the number bond if it is not complete.



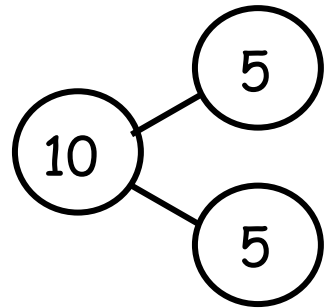
•

•



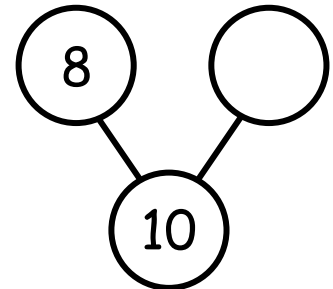
•

•



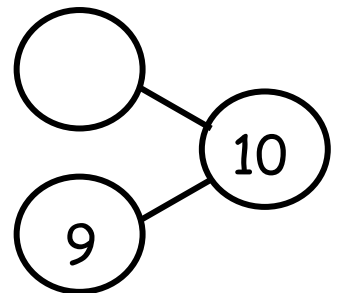
•

•



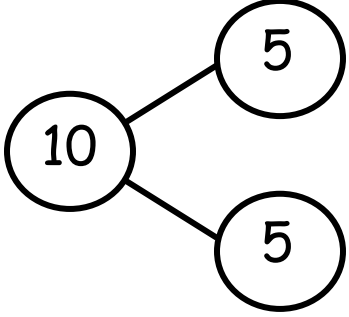
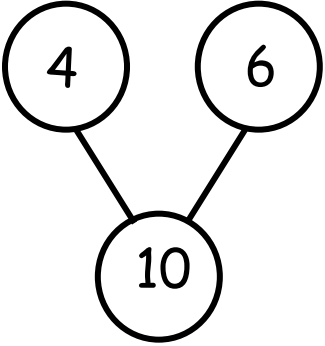
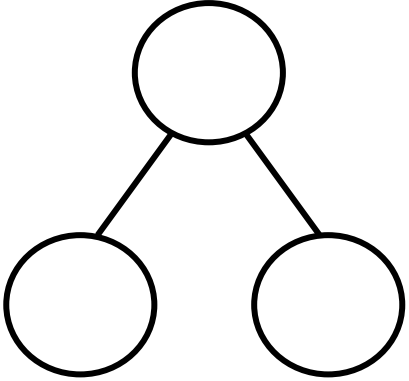
•

•





Draw and color cube sticks to match the number bonds.



<p>Create your own 10-cube stick, and fill in the number bond.</p> 




Name \_\_\_\_\_

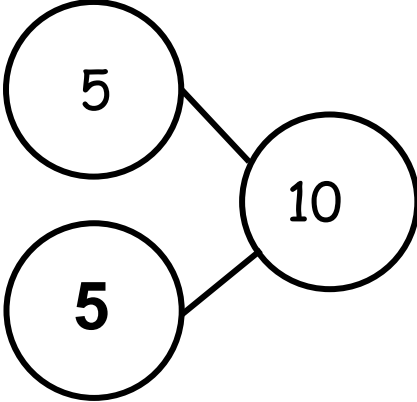

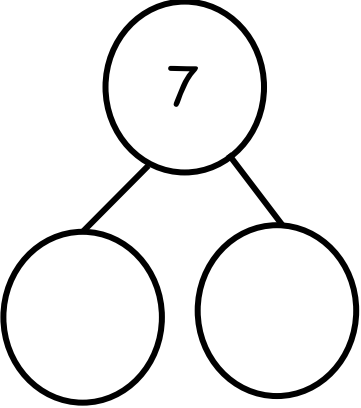

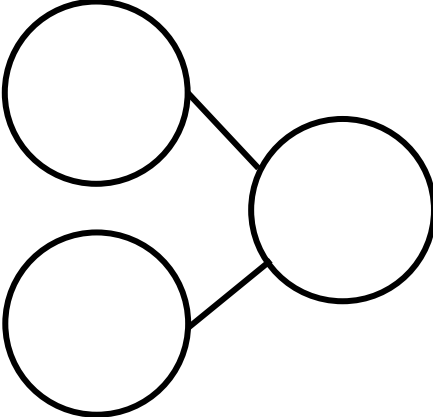


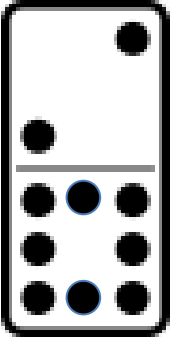

Date \_\_\_\_\_

Write a number bond to match the domino.

5



5

On another piece of paper,  
draw 1 of the dominoes and  
a blank number bond.  
Pretend you are the teacher,  
and ask an adult at home to  
fill it in.





Name \_\_\_\_\_

Date \_\_\_\_\_

## My Addition Practice



$1 + 1 =$ <input type="text"/>	$2 + 3 =$ <input type="text"/>
$4 + 1 =$ <input type="text"/>	$1 + 3 =$ <input type="text"/>
$1 + 2 =$ <input type="text"/>	$2 + 2 =$ <input type="text"/>
$3 + 1 =$ <input type="text"/>	$3 + 1 =$ <input type="text"/>
$1 + 4 =$ <input type="text"/>	$2 + 3 =$ <input type="text"/>
$2 + 1 =$ <input type="text"/>	$4 + 1 =$ <input type="text"/>
$2 + 2 =$ <input type="text"/>	$3 + 2 =$ <input type="text"/>
$3 + 2 =$ <input type="text"/>	$1 + 3 =$ <input type="text"/>



Name \_\_\_\_\_

Date \_\_\_\_\_

# My Decomposition Practice



$1 + 1 = \square$	$2 = \square + \square$
$\square = 4 + 1$	$3 = \square + \square$
$1 + 2 = \square$	$2 + 2 = \square$
$3 + 2 = \square$	$\square = 3 + 1$
$\square = 1 + 3$	$3 = \square + \square$
$2 + 1 = \square$	$3 + 2 = \square$
$1 + 4 = \square$	$4 = \square + \square$
$\square = 3 + 2$	$4 = \square + \square$



Name \_\_\_\_\_

Date \_\_\_\_\_

## My Subtraction Practice



$5 - 1 =$ <input type="text"/>	$5 - 4 =$ <input type="text"/>
$4 - 1 =$ <input type="text"/>	$5 - 3 =$ <input type="text"/>
$3 - 1 =$ <input type="text"/>	$5 - 2 =$ <input type="text"/>
$2 - 1 =$ <input type="text"/>	$3 - 1 =$ <input type="text"/>
$5 - 2 =$ <input type="text"/>	$2 - 1 =$ <input type="text"/>
$3 - 2 =$ <input type="text"/>	$3 - 2 =$ <input type="text"/>
$4 - 3 =$ <input type="text"/>	$4 - 2 =$ <input type="text"/>
$4 - 2 =$ <input type="text"/>	$4 - 1 =$ <input type="text"/>



Name \_\_\_\_\_

Date \_\_\_\_\_

## My Subtraction Practice



$5 - 1 = \square$	$5 - 4 = \square$
$\square = 4 - 1$	$5 - 3 = \square$
$3 - 1 = \square$	$5 - 2 = \square$
$2 - 1 = \square$	$\square = 3 - 1$
$\square = 5 - 2$	$\square = 2 - 1$
$3 - 2 = \square$	$3 - 2 = \square$
$4 - 3 = \square$	$4 - 2 = \square$
$\square = 4 - 2$	$4 - 1 = \square$





Name \_\_\_\_\_

Date \_\_\_\_\_

## My Mixed Practice to 5



$1 + 1 = \square$	$5 - 4 = \square$
$\square = 2 - 1$	$\square = 2 + 3$
$3 + 1 = \square$	$5 - 2 = \square$
$4 - 1 = \square$	$\square = 3 - 1$
$\square = 1 + 3$	$\square = 2 + 1$
$3 + 2 = \square$	$1 + 2 = \square$
$5 - 3 = \square$	$2 + 2 = \square$
$\square = 4 + 1$	$4 - 2 = \square$

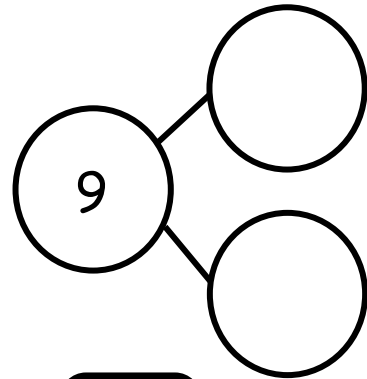




Name \_\_\_\_\_


Date \_\_\_\_\_

Izzy had a tea party with 7 teddy bears and 2 dolls. There were 9 friends at the party. Fill in the number bond and number sentence.



$$9 = \square + \square$$


Robin had 9 vegetables on her plate. She had 3 carrots and 6 peas. Draw the carrots and peas in the 5-group way. Fill in the number sentence.



$$9 = \square + \square$$




Shane played with 5 toy zebras and 4 toy lions. He had 9 animal toys in all. Draw black and tan circles to show the zebras and the lions in the 5-group way. Fill in the number sentence.



$$\square + \square = \square$$

Jimmy had 9 marbles. 8 were red, and 1 was green. Draw the marbles in the 5-group way. Fill in the number bond and number sentence.

$$\square + \square = \square$$

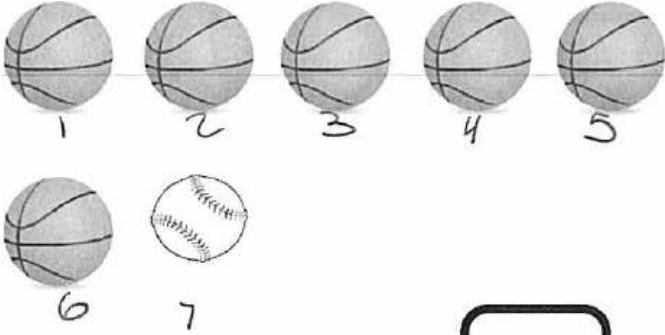




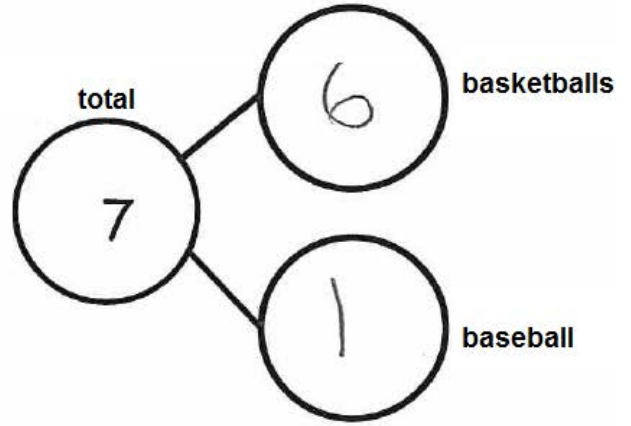
Name \_\_\_\_\_

Date \_\_\_\_\_

Jack found 7 balls while cleaning the toy bin. He found 6 basketballs and 1 baseball. Fill in the number sentence and the number bond.



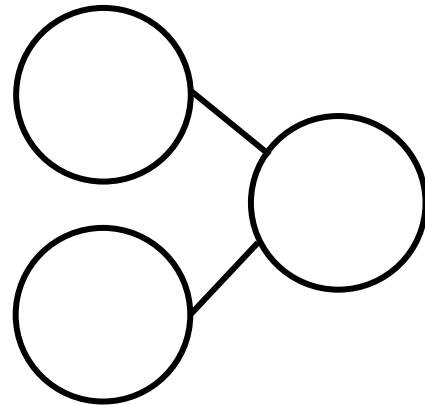
$$7 \text{ total} = \boxed{6} \text{ basketballs} + \boxed{1} \text{ baseball}$$



Jack found 7 mitts and 2 bats. He found 9 things. Fill in the number sentence and the number bond.



$$\boxed{\phantom{0}} + \boxed{\phantom{0}} = \boxed{\phantom{0}}$$





Jack found 8 hockey pucks and 1 hockey stick. He found 9 hockey things. Draw the hockey pucks and stick in the 5-group way. Fill in the number sentence.

$$\square = \square + \square$$

Jack needs a snack. He found 9 pieces of fruit. 5 were strawberries, and 4 were grapes. Draw the strawberries and grapes in the 5-group way. Fill in the number sentence.

$$\square + \square = \square$$

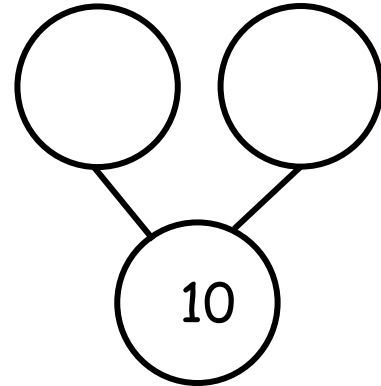



Name \_\_\_\_\_

Date \_\_\_\_\_



Fill in the number bonds, and complete the number sentences.

Ricky had 10 space toys. He had 7 rockets and 3 astronauts.



$$10 = \square + \square$$

Bianca had 4 pigs and 6 sheep on her farm. She had 10 animals altogether.



$$\square + \square = \square$$



Danica had 5 green balloons. Her friend gave her 5 blue balloons. Draw all of her balloons in the 5-group way. Fill in both number sentences.

$$\begin{array}{ccccc} \square & = & \square & + & \square \\ \square & + & \square & = & \square \end{array}$$

---

Jason is playing with 10 bouncy balls. He has 8 on the table and 2 on the floor. Draw the bouncy balls in the 5-group way. Fill in both number sentences.

$$\begin{array}{ccccc} \square & + & \square & = & \square \\ \square & = & \square & + & \square \end{array}$$





Name \_\_\_\_\_

Date \_\_\_\_\_

Fill in the number bonds, and complete the number sentences.

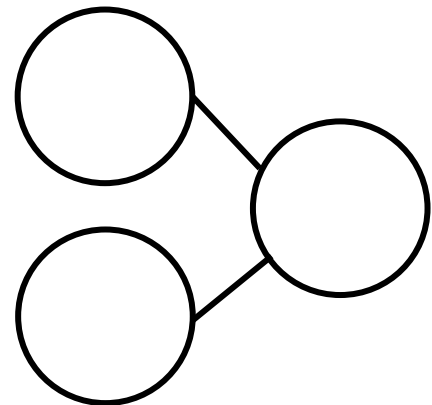
Scott went to the zoo. He saw 6 giraffes and 4 zebras. He saw 10 animals altogether.

10 = 6 + 4

total giraffes zebras


Susan saw 10 animals at the zoo. She saw 5 lions and 5 elephants. Draw the animals in the 5-group way.

$$\square + \square = \square$$







Make 2 groups. Circle 1 of the groups. Write a number sentence to match. Find as many partners of 10 as you can.




$$10 = 7 + \square$$



$$10 = \square + \square$$

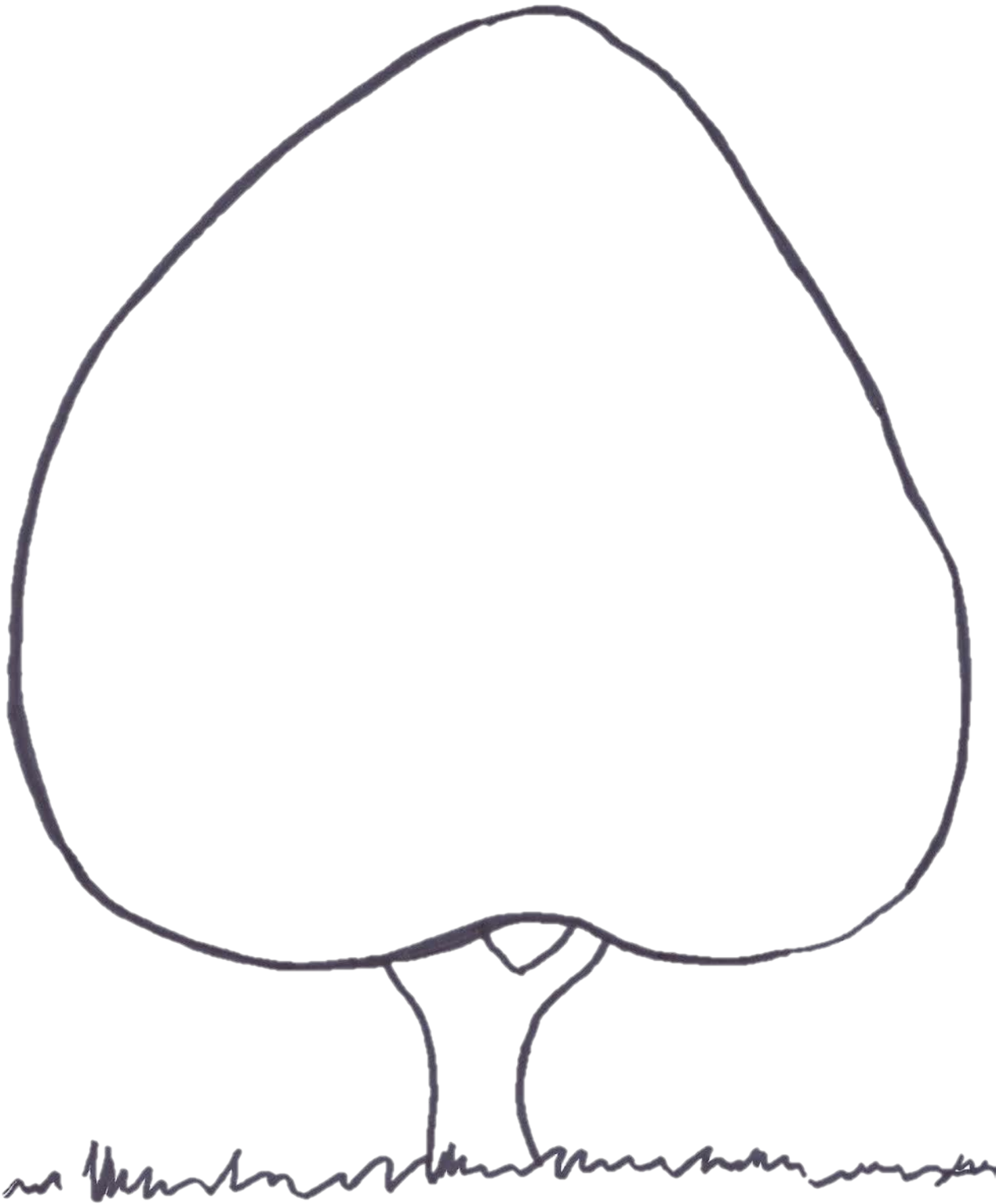


$$10 = \square + \square$$



$$10 = \square + \square$$

Draw 10 dots the 5-group way. Make 2 groups. Circle one of the groups. Write a number sentence to match your drawing.



---

tree





Name \_\_\_\_\_

Date \_\_\_\_\_

**Draw the story. Fill in the number sentence.**

Zayne had 6 round crackers and 3 square crackers. How many crackers did Zayne have in all?

$$\underline{\quad} + \underline{\quad} = \underline{\quad}$$

---

Riley had 9 crayons. Her friend gave her 1 crayon. How many crayons did Riley have in all?

$$\underline{\quad} + \underline{\quad} = \underline{\quad}$$



**Draw the story. Write a number sentence to match.**

Jenny had 3 red and 7 purple pieces of construction paper. How many pieces of construction paper did Jenny have altogether?

---

Rhett had 5 square blocks. His friend gave him 4 rectangle blocks. How many blocks did Rhett have altogether?

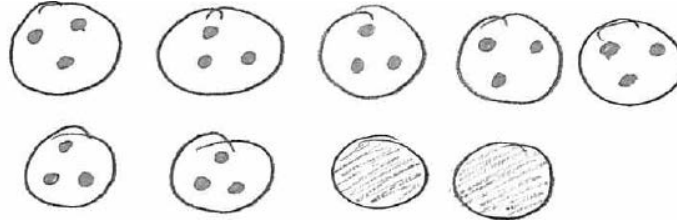


Name \_\_\_\_\_

Date \_\_\_\_\_

**Draw the story. Fill in the number sentence.**

Jake has 7 chocolate cookies and 2 sugar cookies. How many cookies does he have altogether?



$$\begin{array}{r}
 \underline{7} \\
 \text{chocolate}
 \end{array}
 +
 \begin{array}{r}
 \underline{2} \\
 \text{sugar}
 \end{array}
 =
 \begin{array}{r}
 \underline{9} \\
 \text{total}
 \end{array}$$

A child might count all of the cookies like, "One, two, three, four, five, six seven," or they might count on from the largest addend like, "seeeeven... eight, nine."

Jake's mother bought juice boxes. 4 were apple juice, and 5 were orange juice. How many juice boxes did she have in all?

$$\underline{\quad} + \underline{\quad} = \underline{\quad}$$



**Draw the story. Write a number sentence to match.**

Ryan had 5 celery sticks and 5 carrot sticks. How many veggie sticks did Ryan have altogether?

---

Draw an addition story, and write a number sentence to match it.  
Explain your work to an adult at home.





$$\begin{array}{r} | \\ | \\ || \\ | \\ + \\ | \end{array}$$

---

equation






Name \_\_\_\_\_

Date \_\_\_\_\_

Listen to the word problem. Fill in the number sentence.

Cecilia has 9 bows. Some have polka dots, and some have stripes. How many polka dot and how many striped bows do you think Cecilia has?




$$9 = \square + \square$$

Keegan has 10 train cars. Some are black, and some are green. How many black and green train cars do you think Keegan has?


$$10 = \square + \square$$



Kate has 9 heart stickers. Some are yellow, and the rest are green. Show two different ways Kate's stickers could look. Fill in the number sentences to match.




$$9 = \square + \square$$




$$9 = \square + \square$$

Danny has 10 robots. Some are red, and the rest are gray. Show two different ways Danny's robots could look. Fill in the number sentences to match.



$$10 = \square + \square$$




$$10 = \square + \square$$



Name \_\_\_\_\_

Date \_\_\_\_\_

Jerry has 9 baseball hats. Draw the hats the 5-group way. Color some red and some blue. Fill in the number sentence to match.



total		red		blue
	9	=	5	+
			4	



5-group way means drawing objects in rows of 5. This helps children "see" quantities easily. For example, a child can "see" that 9 is made up of 5 and 4.

Anne had 10 pencils. Draw the pencils the 5-group way. Color some pencils blue and some yellow. Fill in the number sentence to match.

$$10 = \square + \square$$





There are 10 apples. Color some red and the rest green. Then, show a different way the apples could look. Fill in the number sentences to match.



$$10 = \square + \square$$

$$10 = \square + \square$$

Anya has 9 stuffed cats. Some are orange, and the rest are gray. Show two different ways Anya's cats could look. Fill in the number sentences to match.



$$9 = \square + \square$$

$$9 = \square + \square$$




Name \_\_\_\_\_


Date \_\_\_\_\_

Color the robots to match the number sentence. Tell a story about the robots.


$$10 = 5 + 5$$




$$10 = 6 + 4$$




$$10 = 7 + 3$$



$$10 = 8 + 2$$

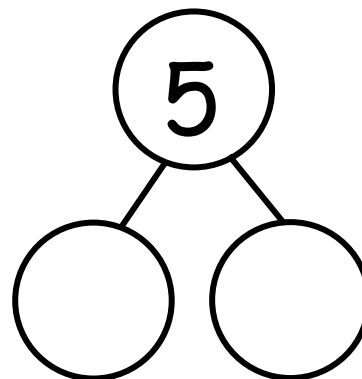
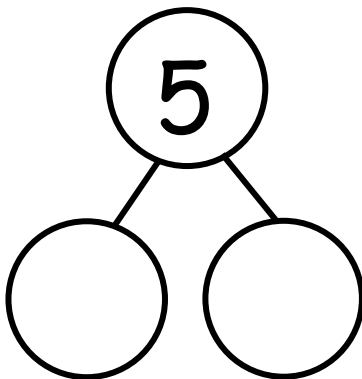
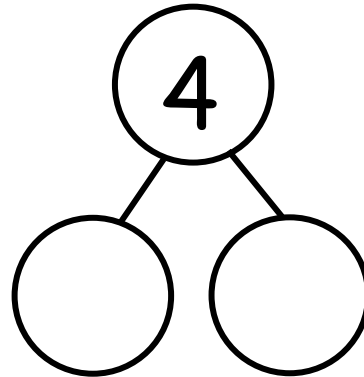
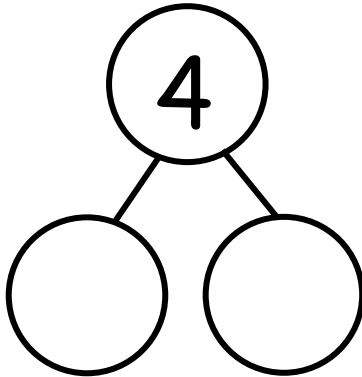
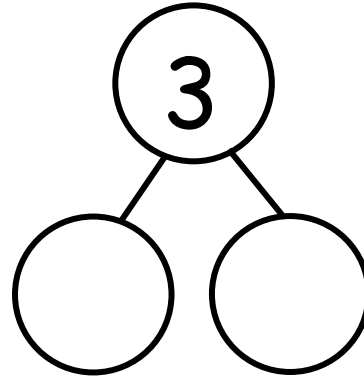
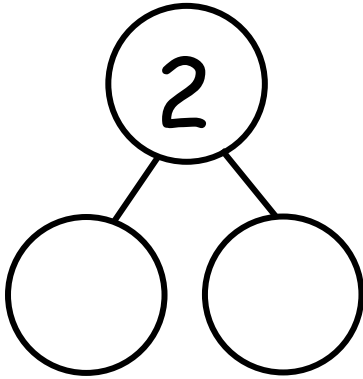


$$10 = 9 + 1$$














---

break apart numbers


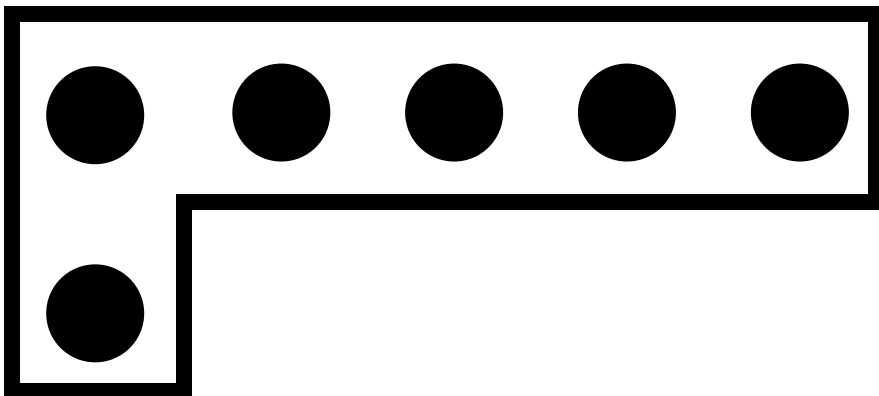
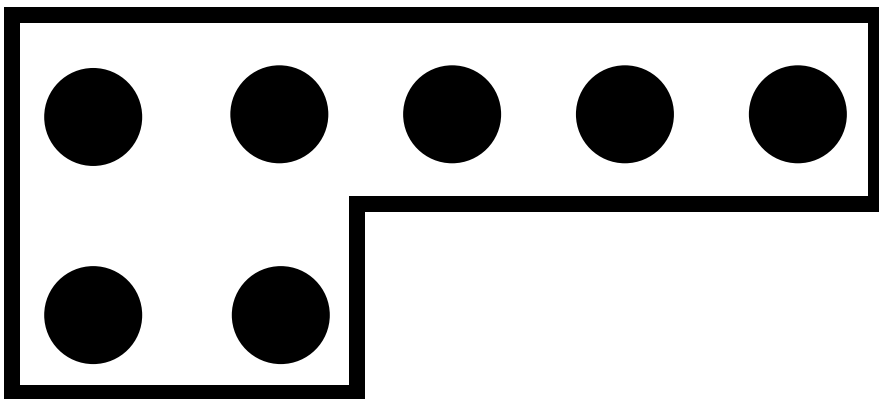
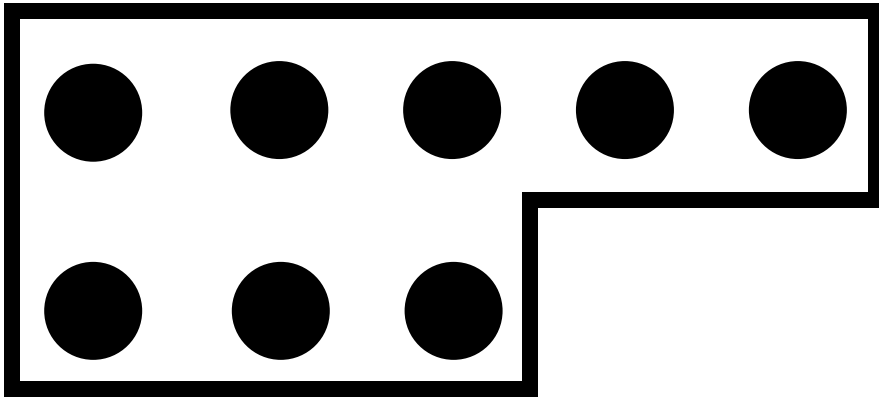




5-group puzzles







5-group puzzles





Name \_\_\_\_\_

Date \_\_\_\_\_


Fill in the number sentence to match the story.

There were 7 trains. 2 trains rolled away. Now, there are 5 trains.



$$\underline{\quad} - \underline{\quad} = \underline{\quad}$$

There were 9 cars at the stop sign. 7 drove away. There are 2 cars left.



$$\underline{\quad} - \underline{\quad} = \underline{\quad}$$

There were 10 people. 6 people got on the bus. Now, there are 4 people.



$$\underline{\quad} - \underline{\quad} = \underline{\quad}$$



Draw the story. Fill in the number sentence to match.

The bus had 10 people. 5 people got off. Now, there are 5 people left.

$$\underline{\quad\quad} - \underline{\quad\quad} = \underline{\quad\quad}$$

There were 9 planes in the sky. 3 planes landed. Now, there are 6 planes in the sky.

$$\underline{\quad\quad} - \underline{\quad\quad} = \underline{\quad\quad}$$






Name \_\_\_\_\_

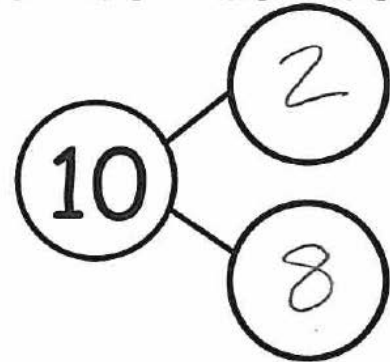
Date \_\_\_\_\_

Fill in the number sentence and the number bond.

There were 10 teddy bears. Cross out 2 bears. There are 8 bears left.




$$\underline{10} - \underline{2} = \underline{8}$$



There were 10 teddy bears. Cross out 9. There is 1 left.



$$\underline{\quad} - \underline{\quad} = \underline{\quad}$$



There were 10 teddy bears. Cross out 3. There are 7 bears left.




$$\underline{\quad} - \underline{\quad} = \underline{\quad}$$



Draw a line from the picture to the number sentence it matches.



●  $10 - 1 = 9$




●  $10 - 3 = 7$



●  $9 - 4 = 5$



●  $9 - 8 = 1$





\_\_\_\_\_

||

\_\_\_\_\_

|

\_\_\_\_\_

---

subtraction equation





Name \_\_\_\_\_

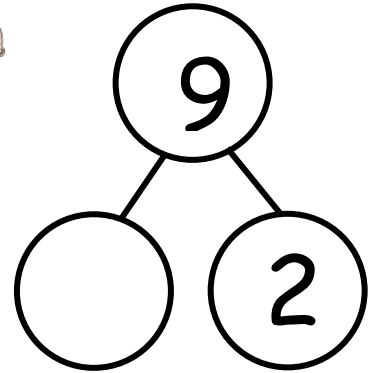
Date \_\_\_\_\_

Fill in the number sentences and number bonds.


There are 9 babies playing. 2 crawl away. How many babies are left?



$$9 - 2 = \underline{\quad}$$




There are 10 babies playing. 1 crawls away. How many babies are left?




$$\underline{10} - \underline{\quad} = \underline{\quad}$$

There are 9 babies playing. 6 crawl away. How many babies are left?



$$\underline{\quad} - \underline{\quad} = \underline{\quad}$$

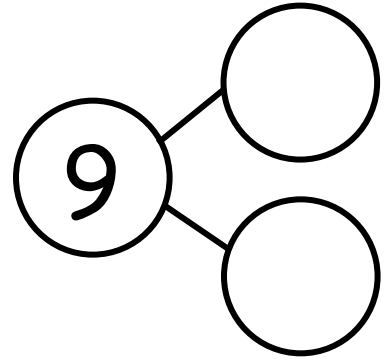
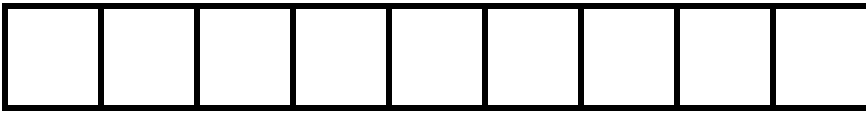




The squares below represent cube sticks.

Carlos had a 9-stick. He broke off 4 cubes to share with his friend.

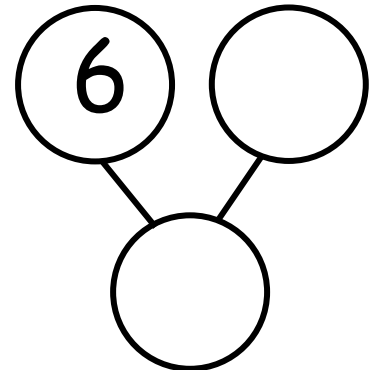
How many cubes are left? Draw a line to show where he broke his stick.



$$\underline{\quad} - \underline{\quad} = \underline{\quad}$$

Sophie had 10 grapes. She ate 6 grapes. How many grapes are left?

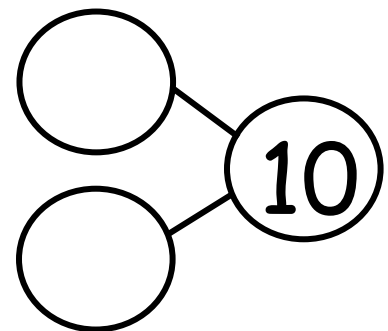
Draw her grapes, and cross off the ones she ate.



$$\underline{\quad} - \underline{\quad} = \underline{\quad}$$

Spot had 10 bones. He hid 8 bones in the ground. How many bones does he have now?

Draw Spot's bones.



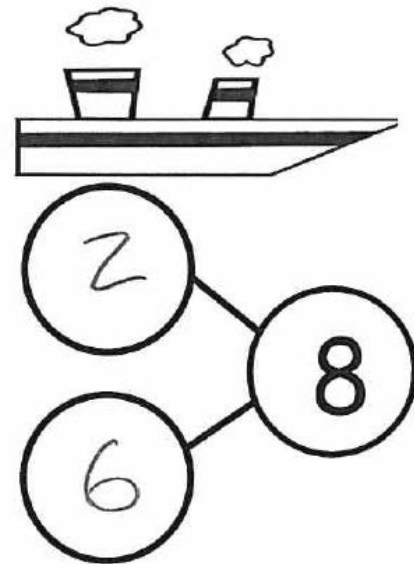

$$\underline{\quad} - \underline{\quad} = \underline{\quad}$$



Name \_\_\_\_\_

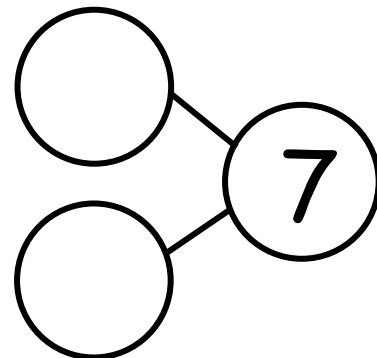
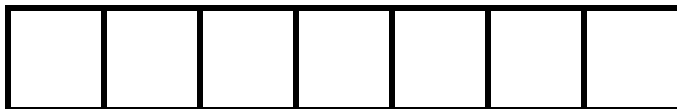
Date \_\_\_\_\_

There were 8 penguins. 2 penguins went back to the ship. Cross out 2 penguins. Fill in the number sentence and the number bond.



$8 - 2 = \underline{6}$

The squares below represent cubes.  
Count the cubes. Draw a line to break 4 cubes off the train. Fill in the number sentence and the number bond.



\_\_\_\_ - \_\_\_\_ = \_\_\_\_



There are 10 bears. Some go inside the cave to hide. Cross them out.  
Complete the number sentence.



$$\underline{10} - \underline{\quad} = \underline{\quad}$$

Complete these number sentences.

$$5 - 1 = \square$$

$$\square = 2 + 3$$

$$\square = 5 - 4$$

$$2 + 2 = \square$$

Complete these number sentences.

$$3 - 1 = \square$$

$$\square = 1 + 3$$

$$\square = 4 - 2$$

$$1 + 2 = \square$$







Name \_\_\_\_\_

Date \_\_\_\_\_


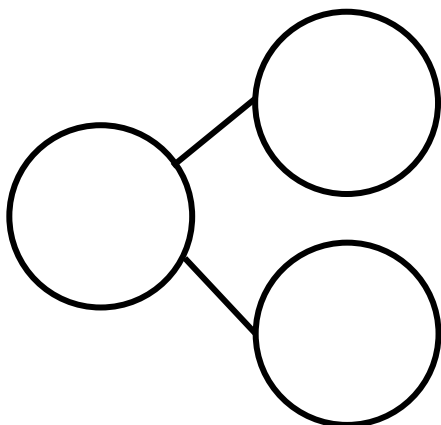
Fill in the number bond and number sentence. Cross off the part that goes away.

Jeremy had 9 baseballs. He took 5 baseballs outside to play, and they got lost. How many balls are left?



\_\_\_\_\_ - \_\_\_\_\_ = \_\_\_\_\_

Sandy had 9 leaves. Then, 4 leaves blew away. How many leaves are left?




\_\_\_\_\_ - \_\_\_\_\_ = \_\_\_\_\_



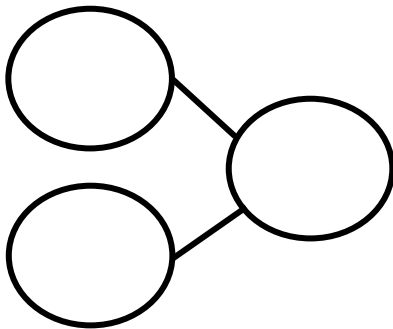
Make a 5-group drawing to show the story. Cross off the part that goes away. Fill in the number bond and number sentence.

Ryder had 9 star stickers. He gave 3 to his friend. How many star stickers does Ryder have now?



$$\underline{\quad} - \underline{\quad} = \underline{\quad}$$

Jen had 9 granola bars. She gave 8 of the granola bars to her teammates. How many granola bars does she have left?



$$\underline{\quad} - \underline{\quad} = \underline{\quad}$$

Subtract.

$2 - 1 = \square$

$3 - 2 = \square$

$4 - 3 = \square$

$5 - 4 = \square$

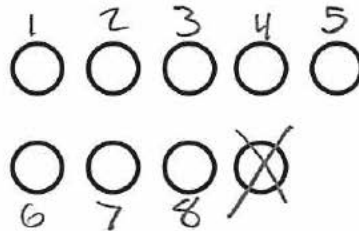
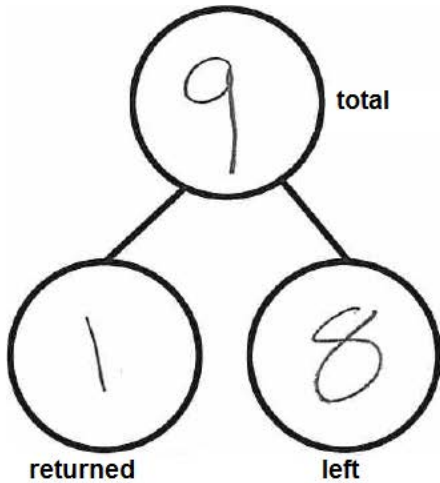


Name \_\_\_\_\_

Date \_\_\_\_\_

**Cross off the part that goes away. Fill in the number bond and number sentence.**


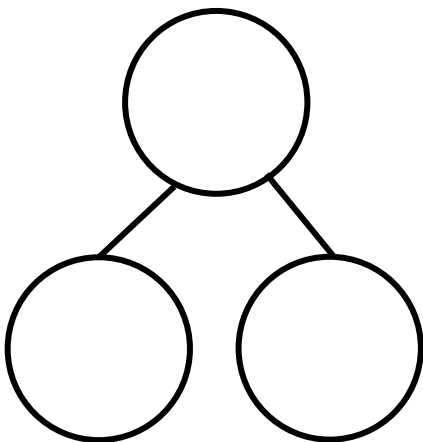
Mary had 9 library books. She returned 1 book to the library. How many books are left?



Your child may not need to count each circle if he or she has begun to subitize, or "see" quantities.

$$\begin{array}{r} 9 \\ \hline \text{total} \end{array} - \begin{array}{r} 1 \\ \hline \text{returned} \end{array} = \begin{array}{r} 8 \\ \hline \text{left} \end{array}$$

There were 9 lunch bags. 3 bags were thrown away. How many bags are there now?




$$\underline{\quad} - \underline{\quad} = \underline{\quad}$$



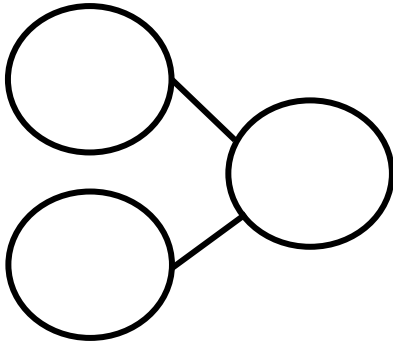
Make a 5-group drawing to show the story. Cross off the part that goes away. Fill in the number bond and number sentence.

Ms. Lopez has 9 pencils. 7 of them broke. How many pencils are left?



$$\underline{\quad} - \underline{\quad} = \underline{\quad}$$

There are 9 soccer balls. The team kicked 5 of the balls at the goal. How many soccer balls are left?



$$\underline{\quad} - \underline{\quad} = \underline{\quad}$$

Subtract.

$5 - 2 = \square$

$4 - 2 = \square$

$3 - 2 = \square$

$2 - 1 = \square$





Name \_\_\_\_\_

Date \_\_\_\_\_


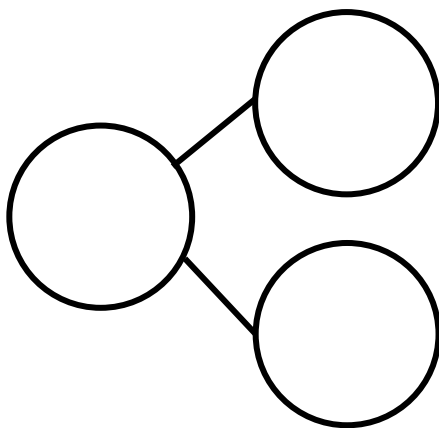
Fill in the number bond and number sentence. Cross off the part that goes away.

Stan had 10 blueberries. He ate 5 berries. How many blueberries are left?



\_\_\_\_\_ - \_\_\_\_\_ = \_\_\_\_\_

Tracy had 10 heart stickers. She lost 1 sticker. How many stickers are left?




\_\_\_\_\_ - \_\_\_\_\_ = \_\_\_\_\_



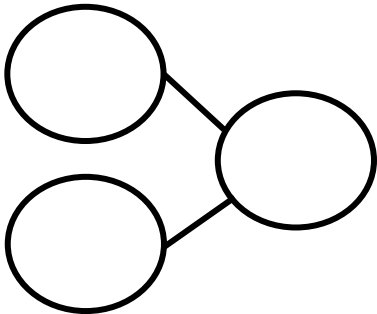
Make a 5-group drawing to show the story. Fill in the number bond and number sentence. Cross off the part that goes away.

Nick had 10 party hats. 7 hats were thrown away. How many hats does Nick have now?



$$\underline{\quad} - \underline{\quad} = \underline{\quad}$$

Tatiana had 10 juice boxes. 3 juice boxes broke and spilled. How many full juice boxes does she have left?



$$\underline{\quad} - \underline{\quad} = \underline{\quad}$$

Subtract.

$5 - 1 = \square$

$5 - 2 = \square$

$5 - 3 = \square$

$5 - 4 = \square$

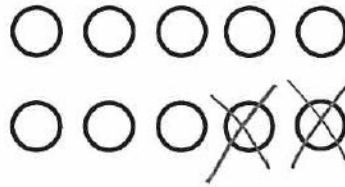
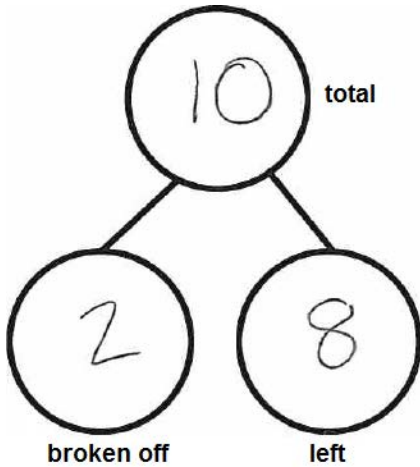


Name \_\_\_\_\_

Date \_\_\_\_\_


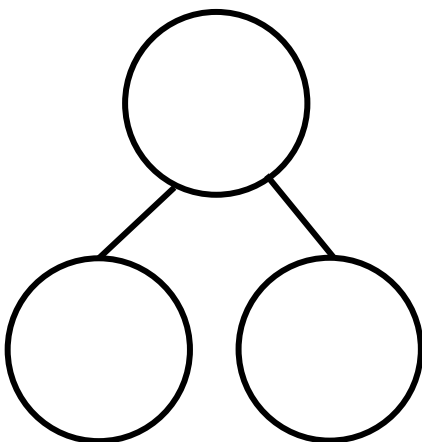
Fill in the number bond and number sentence. Cross off the part that goes away.

Mackenzie had 10 buttons on her jacket. 2 buttons broke off her jacket. How many buttons are left on her jacket?



$$\begin{array}{r} 10 \\ \hline \text{total} \end{array} - \begin{array}{r} 2 \\ \hline \text{broken off} \end{array} = \begin{array}{r} 8 \\ \hline \text{left} \end{array}$$

Donna had 10 cups. 6 cups fell and broke. How many unbroken cups are there now?




$$\underline{\quad} - \underline{\quad} = \underline{\quad}$$



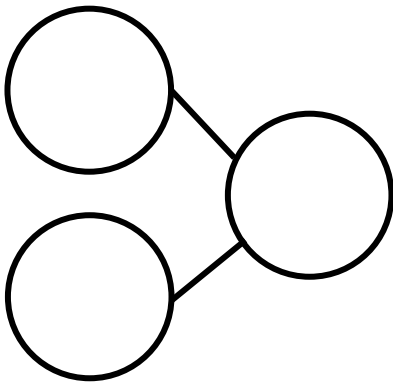
Make a 5-group drawing to show the story. Fill in the number bond and number sentence. Cross off the part that goes away.

There were 10 butterflies. 9 butterflies flew away. How many are left?



$$\underline{\quad} - \underline{\quad} = \underline{\quad}$$

Bob had 10 toy cars. 4 cars drove away. How many cars are left?



$$\underline{\quad} - \underline{\quad} = \underline{\quad}$$

Subtract.

$$5 - 3 = \square \quad 5 - 2 = \square \quad 5 - 4 = \square \quad 5 - 1 = \square$$

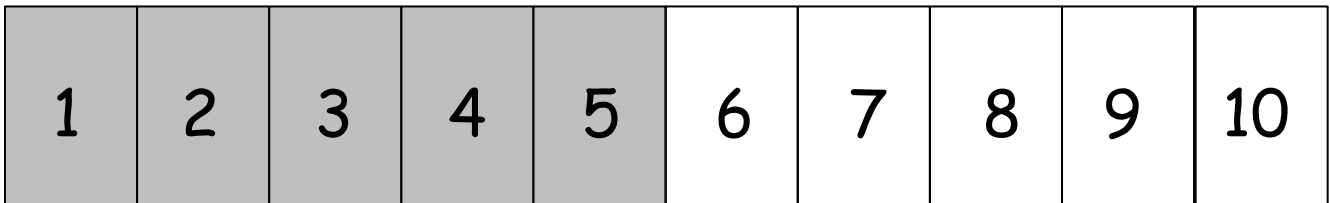




Name \_\_\_\_\_

Date \_\_\_\_\_

Listen to each story. Show the story with your fingers on the number path. Then, fill in the number sentence.



Freddy has 3 strawberries for a snack. His dad gave him 2 more strawberries. How many strawberries does Freddy have now?

$$\underline{3} + \underline{2} = \underline{\quad}$$

Freddy ate 2 of his strawberries. How many strawberries does Freddy have now?

$$\underline{5} - \underline{2} = \underline{\quad}$$

Logan had 7 frogs. 2 frogs hopped away. How many frogs does Logan have now?

$$\underline{\quad} - \underline{\quad} = \underline{\quad}$$

Pretend that Logan's 2 frogs hopped back. How many frogs does he have now?

$$\underline{\quad} + \underline{\quad} = \underline{\quad}$$



1	2	3	4	5	6	7	8	9	10
---	---	---	---	---	---	---	---	---	----

Stella had 4 pennies. She found 3 more pennies. How many pennies does Stella have now?

$$\underline{\quad\quad} + \underline{\quad\quad} = \underline{\quad\quad}$$

Stella gave the 3 pennies to her dad. How many pennies does she have now?

$$\underline{\quad\quad} - \underline{\quad\quad} = \underline{\quad\quad}$$

Marissa made 8 bracelets. She loved them so much she did not give any away. How many bracelets does Marissa have now?

$$\underline{\quad\quad} - \underline{\quad\quad} = \underline{\quad\quad}$$

Jackson found 6 toys under his bed. He looked and did not find any more toys. How many toys does Jackson have now?

$$\underline{\quad\quad} + \underline{\quad\quad} = \underline{\quad\quad}$$

Solve.

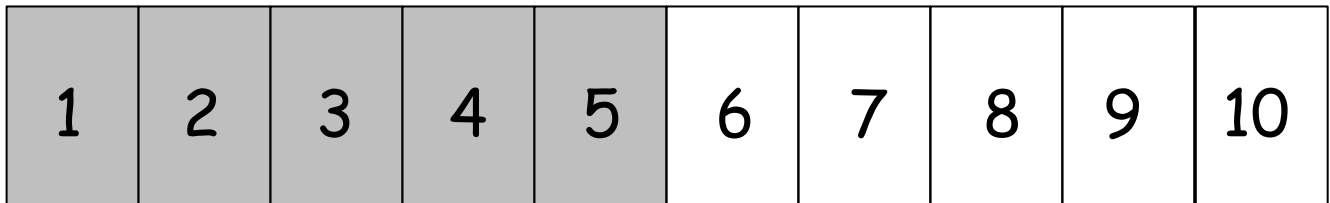
$$2 + 0 = \square \quad 2 - 0 = \square \quad 4 - 0 = \square \quad 3 + 0 = \square$$



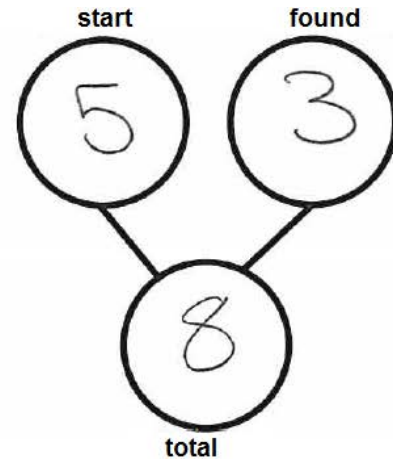
Name \_\_\_\_\_

Date \_\_\_\_\_

Listen to each story. Show the story with your fingers on the number path. Then, fill in the number sentence and number bond.




Joey had 5 pennies. He found 3 pennies in the couch. How many pennies does Joey have now?



$$\underline{5} + \underline{3} = \underline{8}$$

Joey gave the 3 pennies to his dad. How many pennies does Joey have now?

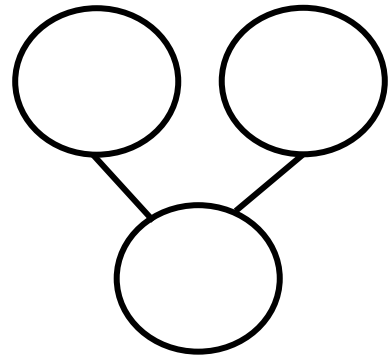


$$\underline{\quad} - \underline{\quad} = \underline{\quad}$$



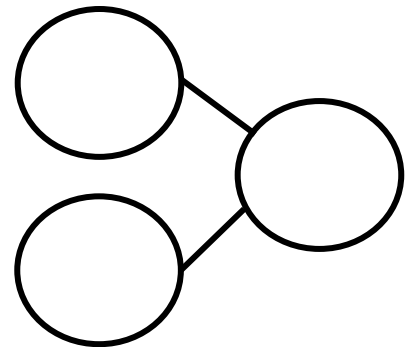
1	2	3	4	5	6	7	8	9	10
---	---	---	---	---	---	---	---	---	----

Siri had 9 pennies. She looked all around the house but could not find any more pennies. How many pennies does she have now?



$$\underline{\quad} + \underline{\quad} = \underline{\quad}$$

There were 8 children waiting for the school bus. No more children came to the bus stop. How many children are waiting now?



$$\underline{\quad} + \underline{\quad} = \underline{\quad}$$

Solve.

$1 + 0 = \square$

$2 + 0 = \square$

$3 + 0 = \square$

$4 + 0 = \square$

$5 - 0 = \square$

$4 - 0 = \square$

$3 - 0 = \square$

$2 - 0 = \square$



Imagine more to add to 5, and write the addition sentence in the box.








\_\_\_\_\_

imagine more to add to 5





Cross out 2, and finish the subtraction sentence.

	$3 - 2 = \underline{\quad}$
	$4 - 2 = \underline{\quad}$
	$5 - 2 = \underline{\quad}$
	$2 - 2 = \underline{\quad}$
	$4 - \underline{\quad} = \underline{\quad}$
	$5 - \underline{\quad} = \underline{\quad}$

\_\_\_\_\_

cross out 2







1	2	3	4	5	6	7	8	9	10
---	---	---	---	---	---	---	---	---	----

1	2	3	4	5	6	7	8	9	10
---	---	---	---	---	---	---	---	---	----

1	2	3	4	5	6	7	8	9	10
---	---	---	---	---	---	---	---	---	----

1	2	3	4	5	6	7	8	9	10
---	---	---	---	---	---	---	---	---	----

1	2	3	4	5	6	7	8	9	10
---	---	---	---	---	---	---	---	---	----

1	2	3	4	5	6	7	8	9	10
---	---	---	---	---	---	---	---	---	----

\_\_\_\_\_

number path





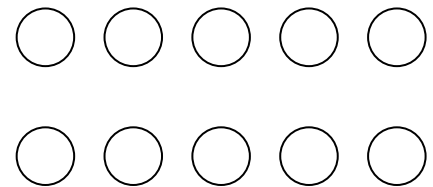
Name \_\_\_\_\_

Date \_\_\_\_\_

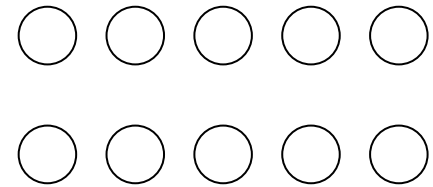
1	2	3	4	5	6	7	8	9	10
---	---	---	---	---	---	---	---	---	----

Use the number path to add. Write the number in the box. Color the circles to match. Use a different color to show 1 more.

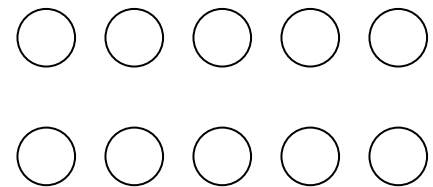
$1 + 1 = \square$



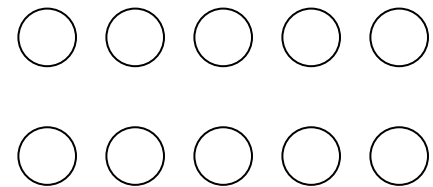
$2 + 1 = \square$



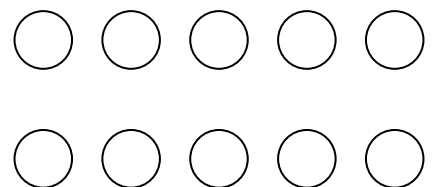
$3 + 1 = \square$



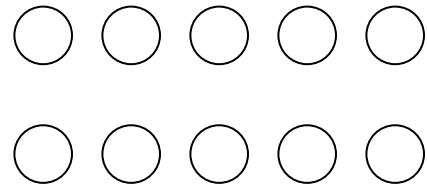
$4 + 1 = \square$



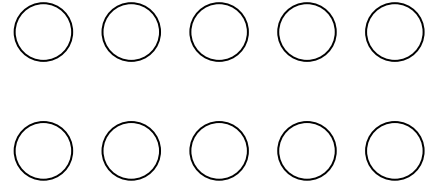
$5 + 1 = \square$



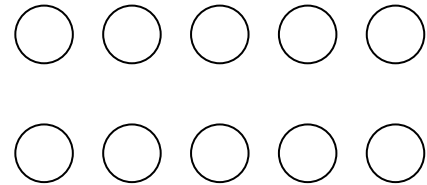
$$6 + 1 = \square$$



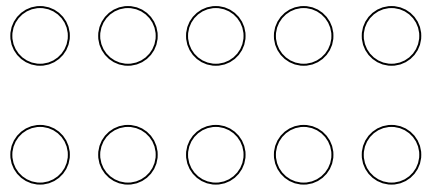
$$7 + 1 = \square$$



$$8 + 1 = \square$$

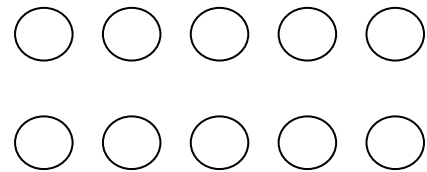


$$9 + 1 = \square$$

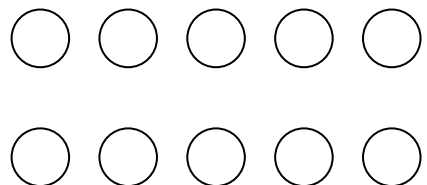


Fill in the number sentences. Color the circles.

$$\square + 1 = \square$$



$$\square + 1 = \square$$





Name \_\_\_\_\_

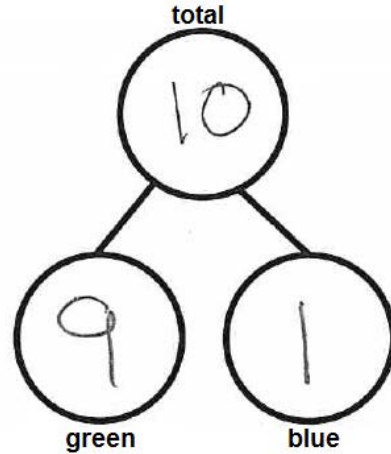
Date \_\_\_\_\_

Follow the instructions to color the 5-group. Then, fill in the number sentence or number bond to match.

Color 9 squares green and 1 square blue.



$$\begin{array}{c} 9 \\ \hline \text{green} \end{array} + \begin{array}{c} 1 \\ \hline \text{blue} \end{array} = \begin{array}{c} 10 \\ \hline \text{total} \end{array}$$





Color 8 squares green and 1 square blue.

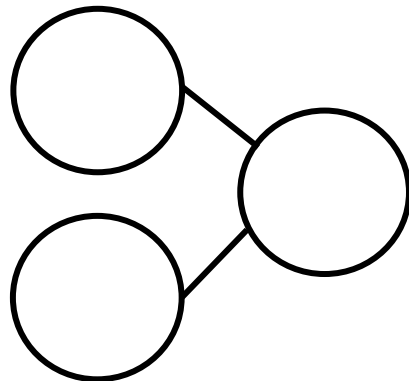


$$\underline{\quad\quad} + \underline{\quad\quad} = \underline{\quad\quad}$$

Color 7 squares green and 1 square blue.

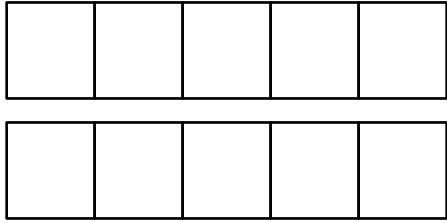


$$\underline{\quad\quad} + \underline{\quad\quad} = \underline{\quad\quad}$$






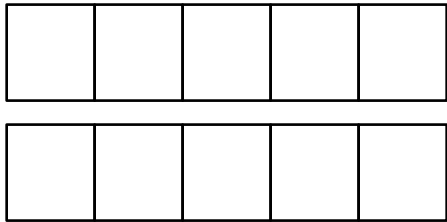
Color 2 squares green and 1 square blue.



\_\_\_\_\_ + \_\_\_\_\_ = \_\_\_\_\_




Color 1 square green and 1 square blue.

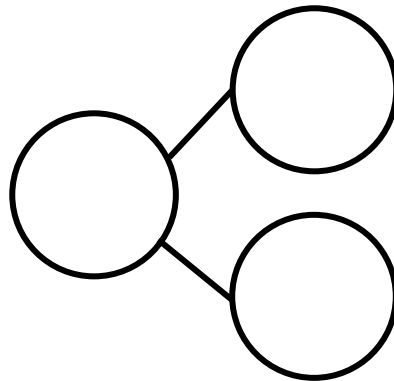


\_\_\_\_\_ + \_\_\_\_\_ = \_\_\_\_\_

Color 0 squares green and 1 square blue.



\_\_\_\_\_ + \_\_\_\_\_ = \_\_\_\_\_



Subtract.



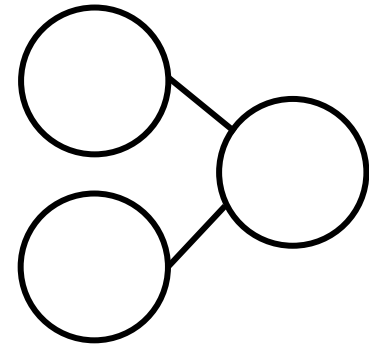
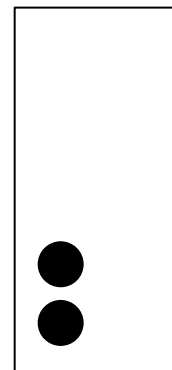
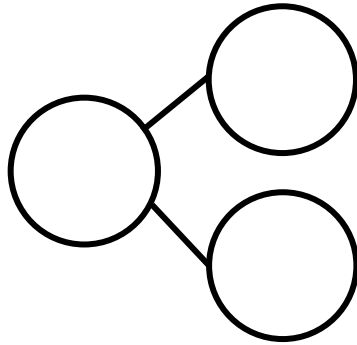

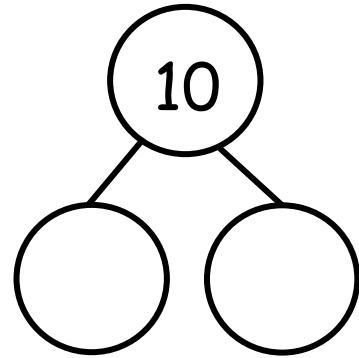

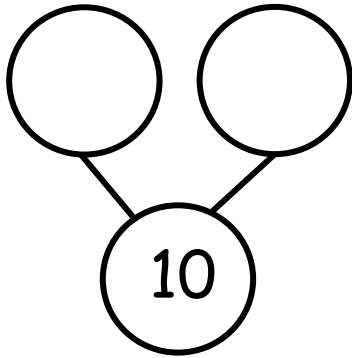

4 - 1 =     3 - 1 =     2 - 1 =     1 - 1 =



Name \_\_\_\_\_

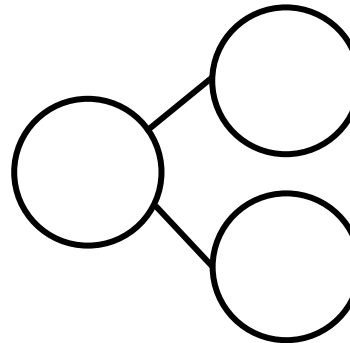

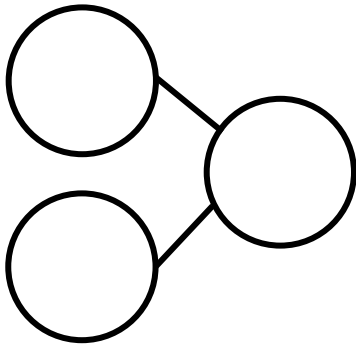
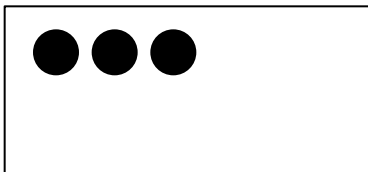

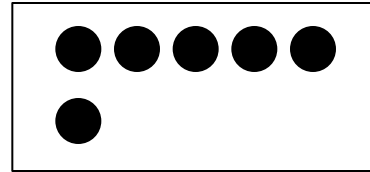
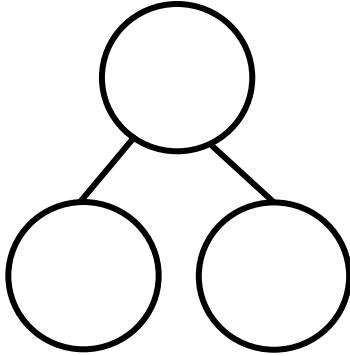
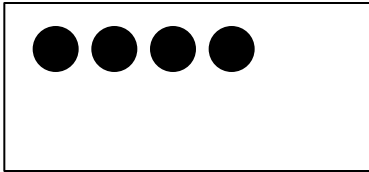
Date \_\_\_\_\_

Draw dots to make 10. Fill in the number bond.





Draw dots to make 10. Fill in the number bond.



Solve.

$9 + 1 =$

$5 + 5 =$

$7 + 3 =$

$10 + 0 =$

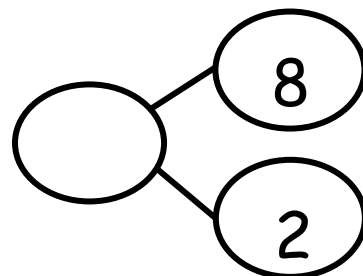
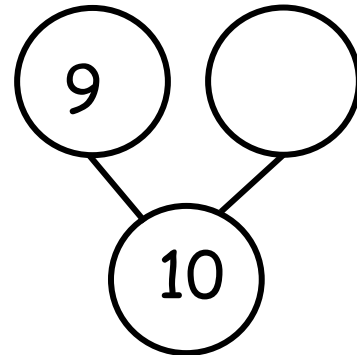
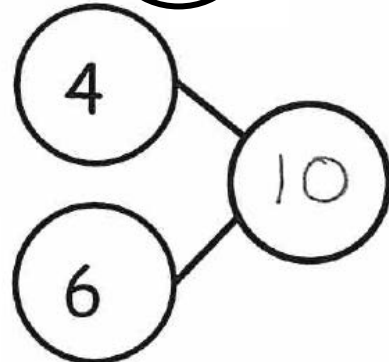










Name \_\_\_\_\_

Date \_\_\_\_\_

Draw dots to make 10. Finish the number bonds. Draw a line from the 5-group to the matching number bond.







---

apple tree





$$\underline{\quad\quad} + \underline{\quad\quad} = 10$$

$$\underline{\quad\quad} + \underline{\quad\quad} = 10$$

$$\underline{\quad\quad} + \underline{\quad\quad} = 10$$

$$\underline{\quad\quad} + \underline{\quad\quad} = 10$$

$$\underline{\quad\quad} + \underline{\quad\quad} = 10$$

$$\underline{\quad\quad} + \underline{\quad\quad} = 10$$

$$\underline{\quad\quad} + \underline{\quad\quad} = 10$$

$$\underline{\quad\quad} + \underline{\quad\quad} = 10$$

$$\underline{\quad\quad} + \underline{\quad\quad} = 10$$

---


add to make 10 recording sheet




Name \_\_\_\_\_

Date \_\_\_\_\_

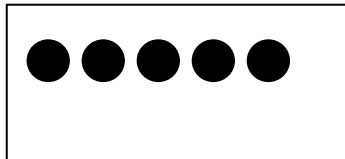
Look at the 5-group cards. Draw dots to make 10. Fill in the number sentences.



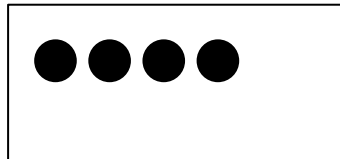
$$\square + \square = 10$$



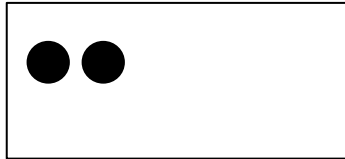
$$\square + \square = 10$$



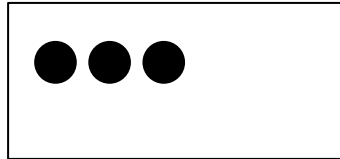
$$\square + \square = 10$$



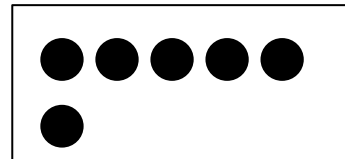
$$\square + \square = 10$$



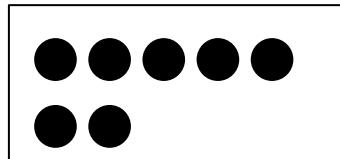
$$\square + \square = 10$$



$$\square + \square = 10$$



$$\square + \square = 10$$



$$\square + \square = 10$$


On another paper, create a 5-group card. Draw dots to make 10, and write a number sentence.



Name \_\_\_\_\_

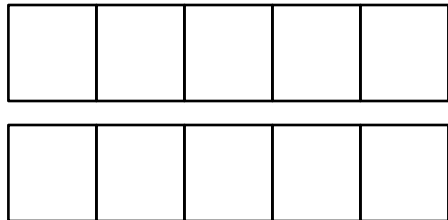
Date \_\_\_\_\_

Color 2 boxes red the 5-group way. Color the rest blue to make 10.  
Fill in the number sentence.



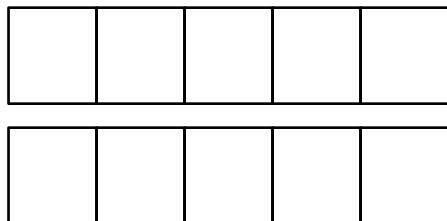
$$\begin{array}{c} \boxed{2} \\ \text{part} \end{array} + \begin{array}{c} \boxed{8} \\ \text{part} \end{array} = \begin{array}{c} \boxed{10} \\ \text{whole} \end{array}$$

Color 5 boxes red the 5-group way. Color the rest blue to make 10.  
Fill in the number sentence.



$$\boxed{\phantom{0}} + \boxed{\phantom{0}} = \boxed{\phantom{0}}$$

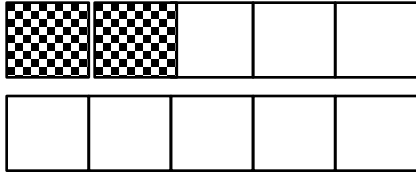
Color 7 boxes red the 5-group way. Color the rest blue to make 10.  
Fill in the number sentence.



$$\boxed{\phantom{0}} + \boxed{\phantom{0}} = \boxed{\phantom{0}}$$

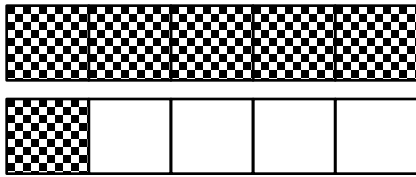


Match.




•

•  $1 + 9 = 10$



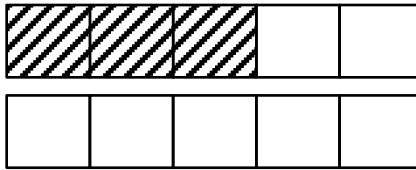
•

•  $8 + 2 = 10$



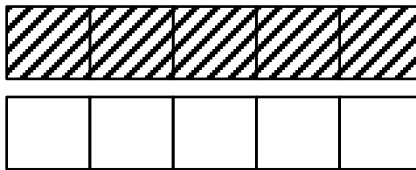
•

•  $6 + 4 = 10$



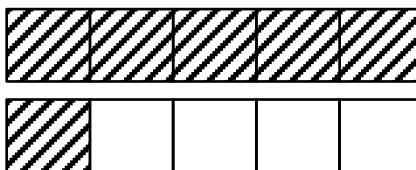
•

•  $4 + 6 = 10$



•

•  $5 + 5 = 10$



•

•  $3 + 7 = 10$






draw more to make 10





Name \_\_\_\_\_

Date \_\_\_\_\_

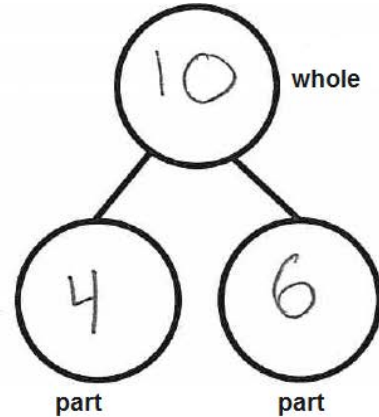
Complete a number bond and number sentence for each problem.

Color 6 blocks blue. Color the rest red. All of the blue blocks fell off the table. How many blocks are still on the table?



$$\begin{array}{r} 10 \\ \hline \end{array} - \begin{array}{r} 4 \\ \hline \end{array} = \begin{array}{r} 6 \\ \hline \end{array}$$

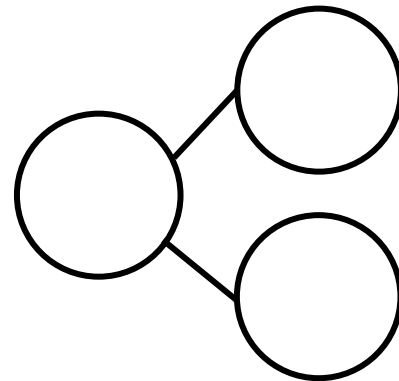
whole                      part                      part



Color some blocks orange and the rest yellow to make 10. All of the yellow blocks fell off the table. How many blocks are left?

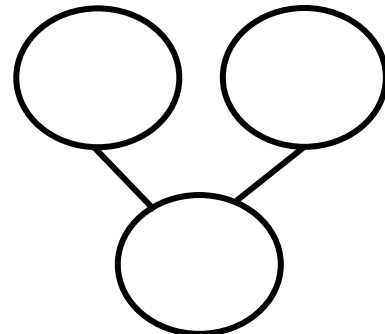


$$\underline{\quad\quad} - \underline{\quad\quad} = \underline{\quad\quad}$$



Draw 5 dogs and some cats the 5-group way.

$$\underline{\quad\quad} + \underline{\quad\quad} = \underline{\quad\quad}$$





There were 10 horses in the yard. Some were brown, and some were white. Draw the horses the 5-group way. The brown ones went back into the barn. How many horses were still in the yard? Draw a number bond, and write a subtraction sentence.

---

Solve.

$1 + 1 = \underline{\quad}$

$1 + 2 = \underline{\quad}$

$2 + 1 = \underline{\quad}$

$\underline{\quad} = 2 + 2$

$3 + 1 = \underline{\quad}$

$1 + 4 = \underline{\quad}$

$4 + 1 = \underline{\quad}$

$\underline{\quad} = 3 + 2$

$5 + 1 = \underline{\quad}$

$2 + 3 = \underline{\quad}$